



(12) **EUROPEAN PATENT SPECIFICATION**

(45) Date of publication and mention
of the grant of the patent:
25.05.2005 Bulletin 2005/21

(21) Application number: **01987297.7**

(22) Date of filing: **06.12.2001**

(51) Int Cl.7: **C07D 471/04, A61K 31/437,
A61P 31/12, A61P 35/00
// (C07D471/04, 235:00),
C07D221:00**

(86) International application number:
PCT/US2001/046697

(87) International publication number:
WO 2002/046192 (13.06.2002 Gazette 2002/24)

(54) **THIOETHER SUBSTITUTED IMIDAZOQUINOLINES**
THIOETHER SUBSTITUIERTE IMIDAZOCHINOLINE
IMIDAZOQUINOLINES A SUBSTITUTION THIOETHER

(84) Designated Contracting States:
**AT BE CH CY DE DK ES FI FR GB GR IE IT LI LU
MC NL PT SE TR**
Designated Extension States:
LT LV SI

(30) Priority: **08.12.2000 US 254218 P**

(43) Date of publication of application:
10.09.2003 Bulletin 2003/37

(60) Divisional application:
05004019.5

(73) Proprietor: **3M Innovative Properties Company**
St. Paul, MN 55133-3427 (US)

(72) Inventors:
• **DELLARIA, Joseph F.**
Woodbury, MN 55129 (US)
• **MERRILL, Bryon A.**
River Falls, WI 54022 (US)
• **RADMER, Matthew R.**
Robbinsdale, MN 55422 (US)

(74) Representative: **VOSSIUS & PARTNER**
Siebertstrasse 4
81675 München (DE)

(56) References cited:
WO-A-92/15582 **WO-A-95/02598**

Note: Within nine months from the publication of the mention of the grant of the European patent, any person may give notice to the European Patent Office of opposition to the European patent granted. Notice of opposition shall be filed in a written reasoned statement. It shall not be deemed to have been filed until the opposition fee has been paid. (Art. 99(1) European Patent Convention).

Description

[0001] This invention relates to imidazoquinoline compounds that have thioether functionality at the 1-position, and to pharmaceutical compositions containing such compounds. A further aspect of this invention relates to the use of these compounds as immunomodulators, for inducing cytokine biosynthesis in animals, and in the treatment of diseases, including viral and neoplastic diseases.

[0002] The first reliable report on the 1*H*-imidazo[4,5-*c*]quinoline ring system, Backman et al., *J. Org. Chem.* 15, 1278-1284 (1950) describes the synthesis of 1-(6-methoxy-8-quinolinyl)-2-methyl-1*H*-imidazo[4,5-*c*]quinoline for possible use as an antimalarial agent. Subsequently, syntheses of various substituted 1*H*-imidazo[4,5-*c*]quinolines were reported. For example, Jain et al., *J. Med. Chem.* 11, pp. 87-92 (1968), synthesized the compound 1-[2-(4-piperidyl)ethyl]-1*H*-imidazo[4,5-*c*]quinoline as a possible anticonvulsant and cardiovascular agent. Also, Baranov et al., *Chem. Abs.* 85, 94362 (1976), have reported several 2-oxoimidazo[4,5-*c*]quinolines, and Berenyi et al., *J. Heterocyclic Chem.* 18, 1537-1540 (1981), have reported certain 2-oxoimidazo[4,5-*c*]quinolines.

[0003] Certain 1*H*-imidazo[4,5-*c*]quinolin-4-amines and 1- and 2-substituted derivatives thereof were later found to be useful as antiviral agents, bronchodilators and immunomodulators. These are described in, *inter alia*, U.S. Patent Nos. 4,689,338; 4,698,348; 4,929,624; 5,037,986; 5,268,376; 5,346,905; and 5,389,640, all of which are incorporated herein by reference.

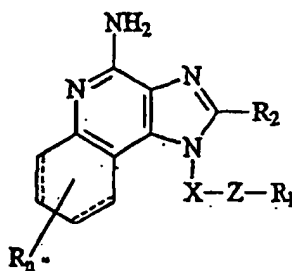
[0004] WO 95/02 598 discloses certain imidazopyridin-4-amines that induce interferon (α) biosynthesis in human cells.

[0005] There continues to be interest in the imidazoquinoline ring system.

[0006] Certain 1*H*-imidazo[4,5-*c*] naphthyridine-4-amines, 1*H*-imidazo [4,5-*c*] pyridin-4-amines, and 1*H*-imidazo [4,5-*c*] quinolin-4-amines having an ether containing substituent at the 1 position are known. These are described in U.S. Patent Nos. 5,268,376; 5,389,640; 5,494,916; and WO 99/29693.

[0007] Despite these attempts to identify compounds that are useful as immune response modifiers, there is a continuing need for compounds that have the ability to modulate the immune response, by induction of cytokine biosynthesis or other mechanisms.

[0008] We have found a new class of compounds that are useful in inducing cytokine biosynthesis in animals. Accordingly, this invention provides imidazoquinoline-4-amine and tetrahydroimidazoquinoline-4-amine compounds that have a thioether containing substituent at the 1-position. The compounds are defined by Formulas (I) and (II), which are defined in more detail *infra*. These compounds share the general structural formula:



wherein X, Z, R₁, R₂, and R are as defined herein for each class of compounds having formulas (I) and (II):

[0009] The compounds of formulas (I) and (II) are useful as immune response modifiers due to their ability to induce cytokine biosynthesis and otherwise modulate the immune response when administered to animals. This makes the compounds useful in the treatment of a variety of conditions such as viral diseases and tumors that are responsive to such changes in the immune response.

[0010] The invention further provides pharmaceutical compositions containing the immune response modifying compounds, and methods of inducing cytokine biosynthesis in an animal, treating a viral infection in an animal, and/or treating a neoplastic disease in an animal by administering a compound of Formula (I) or (II) to the animal.

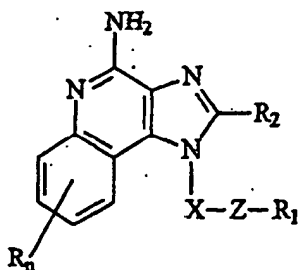
[0011] In addition, the invention provides methods of synthesizing the compounds of the invention.

[0012] As mentioned earlier, we have found certain compounds that induce cytokine biosynthesis and modify the immune response in animals. Such compounds are represented by Formulas (I) and (II) as shown below.

[0013] Imidazoquinoline compounds of the invention, which have thioether functionality at the 1-position are represented by Formula (I):

5

10



(I)

15

wherein:

X is -CHR₃-, -CHR₃-alkyl-, or -CHR₃-alkenyl-;

Z is -S-, -SO-, or -SO₂-;

20

R₁ is selected from the group consisting of:

- alkyl;
- aryl;
- heteroaryl;
- heterocyclyl;
- alkenyl;
- R₄-aryl;
- R₄-heteroaryl;
- R₄-heterocyclyl;

25

30

R₂ is selected from the group consisting of:

- hydrogen;
- alkyl;
- alkenyl;
- aryl;
- heteroaryl;
- heterocyclyl;
- alkyl-Y-alkyl;
- alkyl-Y-alkenyl;
- alkyl-Y-aryl; and
- alkyl or alkenyl substituted by one or more substituents selected from the group consisting of:

35

40

45

50

55

- OH;
- halogen;
- N(R₃)₂;
- CO-N(R₃)₂;
- CO-C₁₋₁₀ alkyl;
- CO-O-C₁₋₁₀ alkyl;
- N₃;
- aryl;
- heteroaryl;
- heterocyclyl;
- CO-aryl; and
- CO-heteroaryl;

each R₃ is independently H or C₁₋₁₀ alkyl;

each R₄ is independently alkyl or alkenyl;

each Y is independently -O- or -S(O)₀₋₂;

n is 0 to 4; and

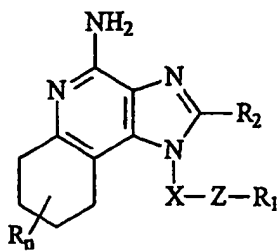
each R present is independently selected from the group consisting of C₁₋₁₀ alkyl, C₁₋₁₀ alkoxy, hydroxy, halogen and trifluoromethyl;

5

or a pharmaceutically acceptable salt thereof.

[0014] The invention also includes tetrahydroimidazoquinoline compounds that bear a thioether containing substituent at the 1-position. Such tetrahydroimidazoquinoline compounds are represented by Formula (II):

10



15

20

(II)

wherein:

25

X is -CHR₃-, -CHR₃-alkyl-, or -CHR₃-alkenyl-;

Z is -S-, -SO-, or -SO₂-;

R₁ is selected from the group consisting of:

30

-alkyl;

-aryl;

-heteroaryl;

-heterocyclyl;

-alkenyl;

-R₄-aryl;

35

-R₄- heteroaryl; and

-R₄-heterocyclyl;

R₂ is selected from the group consisting of:

40

-hydrogen;

-alkyl;

-alkenyl;

-aryl;

-heteroaryl;

45

-heterocyclyl;

-alkyl-Y-alkyl;

- alkyl-Y- alkenyl;

-alkyl-Y-aryl; and

- alkyl or alkenyl substituted by one or more substituents selected from the group consisting of:

50

-OH;

-halogen;

-N(R₃)₂;

-CO-N(R₃)₂;

55

-CO-C₁₋₁₀ alkyl;

-CO-O-C₁₋₁₀ alkyl;

-N₃;

-aryl;

-heteroaryl;
 -heterocyclyl;
 -CO-aryl; and
 -CO-heteroaryl;

5

each R_3 is independently H or C_{1-10} alkyl;
 each R_4 is independently alkyl or alkenyl;
 each Y is independently -O- or -S(O)₀₋₂;
 n is 0 to 4; and

10

each R present is independently selected from the group consisting of C_{1-10} alkyl, C_{1-10} alkoxy, hydroxy, halogen and trifluoromethyl;

or a pharmaceutically acceptable salt thereof.

15

Preparation of the Compounds

[0015] Compounds of the invention can be prepared according to Reaction Scheme I where R, R_1 , R_2 , X and n are as defined above.

20

[0016] In step (1) of Reaction Scheme I a 4-chloro-3-nitroquinoline of Formula X is reacted with an amine of formula HO-X-NH₂ to provide a 3-nitroquinolin-4-amine of Formula XI. The reaction can be carried out by adding the amine to a solution of a compound of Formula X in a suitable solvent such as chloroform or dichloromethane in the presence of triethylamine and optionally heating. Many quinolines of Formula X are known compounds (see for example, U.S. Patent 4,689,338 and references cited therein). Many amines of formula HO-X-NH₂ are commercially available; others can be readily prepared using known synthetic routes.

25

[0017] In step (2) of Reaction Scheme I a 3-nitroquinolin-4-amine of Formula XI is chlorinated to provide a 3-nitroquinolin-4-amine of Formula XII. Conventional chlorinating agents can be used. Preferably the reaction is carried out by combining a compound of Formula XI with thionyl chloride in a suitable solvent such as dichloromethane and heating. Alternatively the reaction may be run neat.

30

[0018] In step (3) of Reaction Scheme I a 3-nitroquinolin-4-amine of Formula XII is reduced to provide a quinoline-3,4-diamine of Formula XIII. Preferably, the reduction is carried out using a conventional heterogeneous hydrogenation catalyst such as platinum on carbon. The reaction can conveniently be carried out on a Parr apparatus in a suitable solvent such as toluene.

35

[0019] In step (4) of Reaction Scheme I a quinoline-3,4-diamine of Formula XIII is reacted with a carboxylic acid or an equivalent thereof to provide a 1H-imidazo[4,5-c]quinoline of Formula XIV. Suitable equivalents to a carboxylic acid include orthoesters, and 1,1-dialkoxyalkyl alkanoates. The carboxylic acid or equivalent is selected such that it will provide the desired R_2 substituent in a compound of Formula XIV. For example, triethyl orthoformate will provide a compound where R_2 is hydrogen and trimethyl orthovalerate will provide a compound where R_2 is butyl. The reaction can be run in the absence of solvent or in an inert solvent such as toluene. The reaction is run with sufficient heating to drive off any alcohol or water formed as a byproduct of the reaction. Optionally a catalyst such as pyridine hydrochloride can be included.

40

[0020] Alternatively, step (4) can be carried out by (i) reacting the diamine of Formula XIII with an acyl halide of Formula $R_2C(O)Cl$ or $R_2C(O)Br$ and then (ii) cyclizing. In part (i) the acyl halide is added to a solution of the diamine in a suitable solvent such as pyridine. The reaction can be carried out at ambient temperature. In part (ii) the product of part (i) is heated in pyridine in the presence of pyridine hydrochloride.

45

[0021] In step (5) of Reaction Scheme I a 1H-imidazo[4,5-c]quinoline of Formula XIV is oxidized to provide a 1H-imidazo[4,5-c]quinoline-5N-oxide of Formula XV using a conventional oxidizing agent capable of forming N-oxides. Preferably a solution of a compound of Formula XIV in a suitable solvent such as chloroform or dichloromethane is treated with 3-chloroperoxybenzoic acid at ambient temperature.

50

[0022] In step (6) of Reaction Scheme I a 1H-imidazo[4,5-c]quinoline-5N-oxide of Formula XV is aminated to provide a 1H-imidazo[4,5-c]quinolin-4-amine of Formula XVI. Step (6) involves (i) reacting a compound of Formula XV with an acylating agent and then (ii) reacting the product with an aminating agent. Part (i) of step (6) involves reacting an N-oxide of Formula XV with an acylating agent. Suitable acylating agents include alkyl- or arylsulfonyl chlorides (e.g., benzenesulfonyl chloride, methanesulfonyl chloride, p-toluenesulfonyl chloride). Arylsulfonyl chlorides are preferred. Para-toluenesulfonyl chloride is most preferred. Part (ii) of step (6) involves reacting the product of part (i) with an excess of an aminating agent. Suitable aminating agents include ammonia (e.g., in the form of ammonium hydroxide) and ammonium salts (e.g., ammonium carbonate, ammonium bicarbonate, ammonium phosphate). Ammonium hydroxide is preferred. The reaction is preferably carried out by dissolving the N-oxide of Formula XV in an inert solvent such as dichloromethane or chloroform, adding the aminating agent to the solution, and then slowly adding the acylating

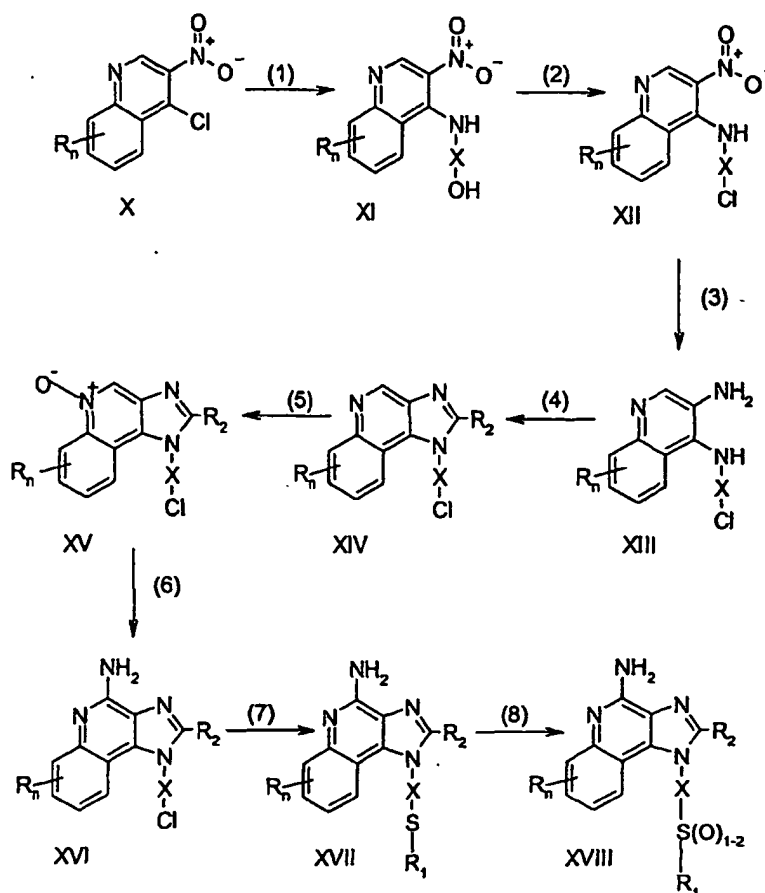
55

agent.

[0023] In step (7) of Reaction Scheme I a 1*H*-imidazo[4,5-*c*]quinolin-4-amine of Formula XVI is reacted with a compound of Formula R_1 -SNa to provide a 1*H*-imidazo[4,5-*c*]quinolin-4-amine of Formula XVII which is a subgenus of Formula I. The reaction can be carried out by combining a compound of Formula XVI with a compound of formula R_1 -SNa in a suitable solvent such as *N,N*-dimethylformamide or dimethyl sulfoxide and heating (60-80°C). The product or a pharmaceutically acceptable salt thereof can be isolated using conventional methods.

[0024] In step (8) of Reaction Scheme I a 1*H*-imidazo[4,5-*c*]quinolin-4-amine of Formula XVII is oxidized using a conventional oxidizing agent to provide a 1*H*-imidazo[4,5-*c*]quinolin-4-amine of Formula XVIII which is a subgenus of Formula I. Preferably a solution of a compound of Formula XVII in a suitable solvent such as chloroform or dichloromethane is treated with 3-chloroperoxybenzoic acid at ambient temperature. The degree of oxidation is controlled by adjusting the amount of 3-chloroperoxybenzoic acid used in the reaction; i.e., using approximately one equivalent will provide the sulfoxide whereas using two equivalents will provide the sulfone. The product or a pharmaceutically acceptable salt thereof can be isolated using conventional methods.

Reaction Scheme I



[0025] Compounds of the invention can be prepared according to Reaction Scheme II where R , R_1 , R_2 , X and n are as defined above.

[0026] In step (1) of Reaction Scheme II a 3-nitroquinolin-4-amine of Formula XII is reacted with a compound of the Formula R_1 -SNa using the method of step (7) of Reaction Scheme I to provide a 3-nitroquinolin-4-amine of Formula XIX.

[0027] In step (2) of Reaction Scheme II a 3-nitroquinolin-4-amine of Formula XIX is reduced using the method of

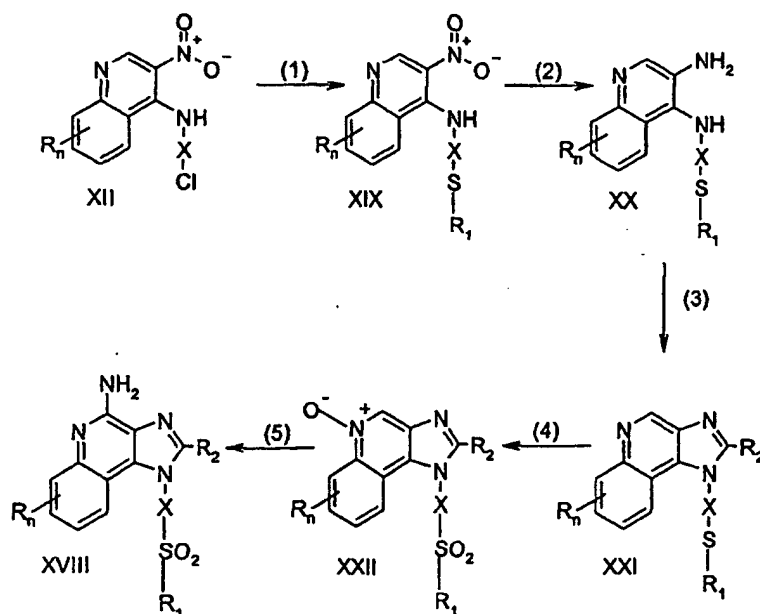
step (3) of Reaction Scheme I to provide a quinoline-3,4-diamine of Formula XX.

[0028] In step (3) of Reaction Scheme II a quinoline-3,4-diamine of Formula XX is cyclized using the method of step (4) of Reaction Scheme I to provide a 1*H*-imidazo[4,5-*c*]quinoline of Formula XXI.

[0029] In step (4) of Reaction Scheme II a 1*H*-imidazo[4,5-*c*]quinoline of Formula XXI is oxidized to provide a 1*H*-imidazo[4,5-*c*]quinolin-5*N*-oxide of Formula XXII using a conventional oxidizing agent. Preferably a solution of a compound of Formula XXI in a suitable solvent such as chloroform or dichloromethane is treated with at least three equivalents of 3-chloroperoxybenzoic acid at ambient temperature.

[0030] In step (5) of Reaction Scheme II a 1*H*-imidazo[4,5-*c*]quinolin-5*N*-oxide of Formula XXII is aminated using the method of step (6) of Reaction Scheme I to provide a 1*H*-imidazo[4,5-*c*]quinolin-4-amine of Formula XVIII which is a subgenus of Formula I. The product or a pharmaceutically acceptable salt thereof can be isolated using conventional methods.

Reaction Scheme II



[0031] Compounds of the invention can be prepared according to Reaction Scheme III where R, R₁, R₂, X and n are as defined above.

[0032] In step (1) of Reaction Scheme III a 3-nitro-4-amino-quinolin-1-yl alcohol of Formula XI is protected with a *tert*-butyldimethylsilyl group using conventional methods. Preferably a compound of Formula XI is combined with *tert*-butyldimethylsilyl chloride in a suitable solvent such as chloroform in the presence of triethylamine and a catalytic amount of 4-dimethylaminopyridine.

[0033] In step (2) of Reaction Scheme III a protected 3-nitro-4-amino-quinolin-1-yl alcohol of Formula XXIII is reduced using the method of step (3) of Reaction Scheme I to provide a protected 3,4-diamino-quinolin-1-yl alcohol of Formula XXIV.

[0034] In step (3) of Reaction Scheme III a protected 3,4-diamino-quinolin-1-yl alcohol of Formula XXIV is cyclized using the method of step (4) of Reaction Scheme I to provide a 1*H*-imidazo[4,5-*c*]quinoline of Formula XXV.

[0035] In step (4) of Reaction Scheme III a 1*H*-imidazo[4,5-*c*]quinoline of Formula XXV is oxidized using the method of step (5) of Reaction Scheme I to provide a 1*H*-imidazo[4,5-*c*]quinolin-5*N*-oxide of Formula XXVI.

[0036] In step (5) of Reaction Scheme III a 1*H*-imidazo[4,5-*c*]quinolin-5*N*-oxide of Formula XXVI is aminated using the method of step (6) of Reaction Scheme I to provide a 1*H*-imidazo[4,5-*c*]quinolin-4-amine of Formula XXVII.

[0037] In step (6) of Reaction Scheme III the protecting group is removed from a 1*H*-imidazo[4,5-*c*]quinolin-4-amine of Formula XXVII to provide a 1*H*-imidazo[4,5-*c*]quinolin-4-amine of Formula XXVIII. Preferably a solution of a compound of Formula XXVII in a suitable solvent such as tetrahydrofuran is treated with tetrabutylammonium fluoride. Some compounds of Formula XXVIII are known, see for example, Gerster, U.S. Patent No. 4,689,338 and Gerster et al., U.S. Patent 5,605,899.

5

[0038] In step (7) of Reaction Scheme III a 1*H*-imidazo[4,5-*c*]quinolin-4-amine of Formula XXVIII is chlorinated using conventional methods to provide a 1*H*-imidazo[4,5-*c*]quinolin-4-amine of Formula XVI. A compound of Formula XXVIII can be heated neat with thionyl chloride. Alternatively, phosphorous oxychloride can be added in a controlled fashion to a solution of a compound of Formula XXVIII in a suitable solvent such as N,N-dimethylformamide in the presence of triethylamine.

10

[0039] Steps (8) and (9) of Reaction Scheme III can be carried out in the same manner as steps (7) and (8) respectively of Reaction Scheme I.

15

20

25

30

35

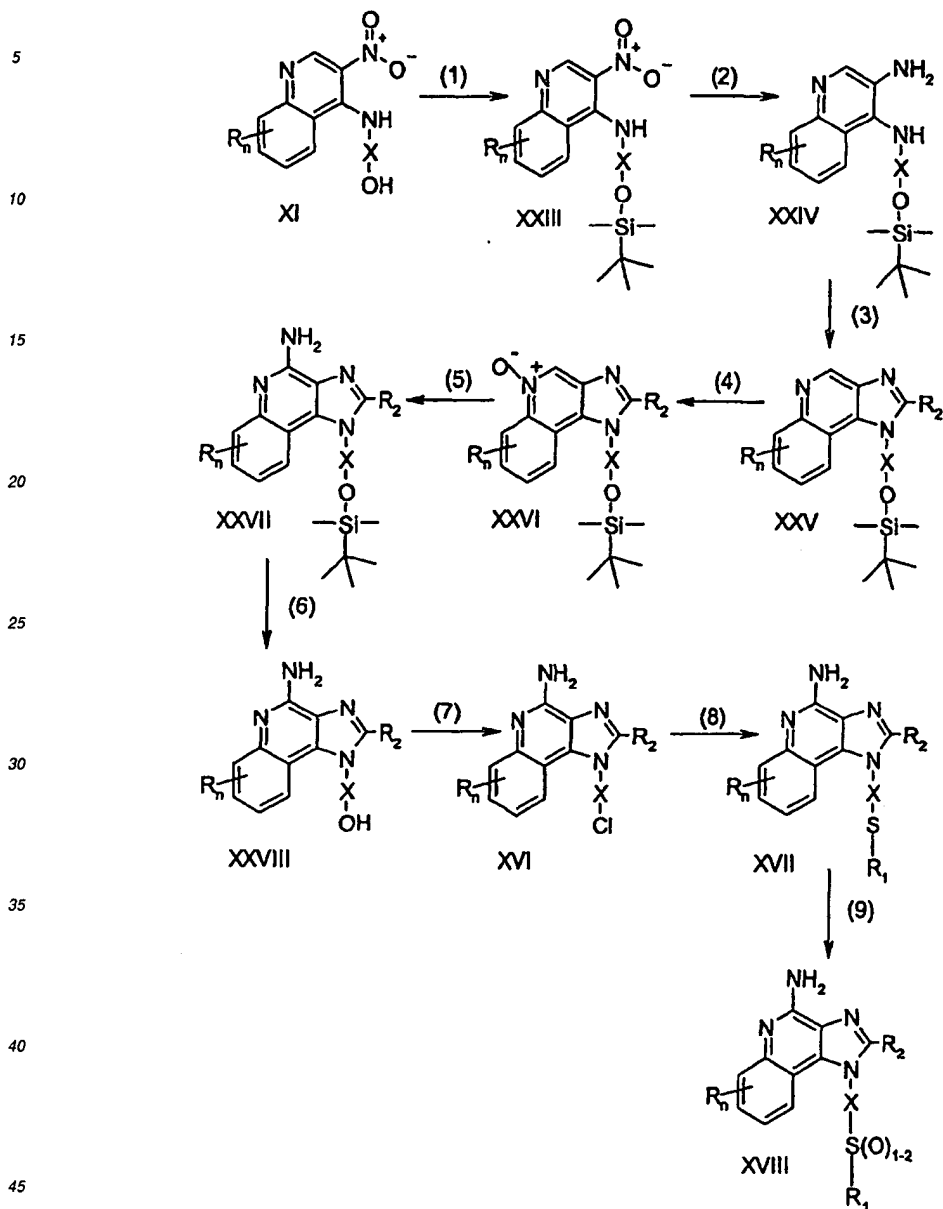
40

45

50

55

Reaction Scheme III



[0040] Compounds of the invention can be prepared according to Reaction Scheme IV where R, R₁, R₂, X and n are as defined above and BOC is *tert*-butoxycarbonyl.

[0041] In step (1) of Reaction Scheme IV the hydroxy group of a 6,7,8,9-tetrahydro-1H-imidazo[4,5-c]quinolin-1-yl alcohol of Formula XXIX is protected with a *tert*-butyldimethylsilyl group using the method of step (1) of Reaction Scheme III. Compounds of Formula XXIX are known or can be prepared using known synthetic methods, see for example, Nikolaidis, et al., U.S. Patent No. 5,352,784 and Lindstrom, U.S. Patent No. 5,693,811 and references cited therein.

[0042] In step (2) of Reaction Scheme IV the amino group of a 1H-imidazo[4,5-c]quinolin-4-amine of Formula XXX is protected using conventional methods to provide a protected 1H-imidazo[4,5-c]quinoline of Formula XXXI. Preferably a compound of Formula XXX is treated with di-*tert*-butyl dicarbonate in a suitable solvent such as tetrahydrofuran in

the presence of triethylamine and 4-dimethylaminopyridine. The reaction can be run at an elevated temperature (60°C).

[0043] In step (3) of Reaction Scheme IV the *tert*-butyldimethylsilyl protecting group of a compound of Formula XXXI is removed using the method of step (6) of Reaction Scheme III to provide a 1*H*-imidazo[4,5-*c*]quinolin-1yl alcohol of Formula XXXII.

5 **[0044]** In step (4) of Reaction Scheme IV a 1*H*-imidazo[4,5-*c*]quinolin-1yl alcohol of Formula XXXII is converted to a methanesulfonate of Formula XXXIII. Preferably a solution of a compound of Formula XXXII in a suitable solvent such as dichloromethane is treated with methanesulfonyl chloride in the presence of triethylamine. The reaction can be run at a reduced temperature (-10°C).

10 **[0045]** In step (5) of Reaction Scheme IV a methanesulfonate of Formula XXXIII is reacted with a thiol of formula R₁SH to provide a thioether of Formula XXXIV. Preferably a solution of a compound of Formula XXXIII in a suitable solvent such as N, N-dimethylformamide is treated with the thiol in the presence of triethylamine. The reaction can be run at an elevated temperature (80°C).

15 **[0046]** In step (6) of Reaction Scheme IV the *tert*-butoxycarbonyl protecting groups are removed by hydrolysis under acidic conditions to provide a 1*H*-imidazo[4,5-*c*]quinolin-4-amine of Formula XXXV which is a subgenus of Formula II. Preferably a solution of a compound of Formula XXXIV in a suitable solvent such as dichloromethane is treated at ambient temperature with a solution of hydrochloric acid in dioxane. The product or a pharmaceutically acceptable salt thereof can be isolated using conventional methods.

20 **[0047]** In step (7) of Reaction Scheme IV a thioether of Formula XXXV is oxidized using the method of step (8) of Reaction Scheme I to provide a sulfone or sulfoxide of Formula XXXVI which is a subgenus of Formula II. The product or a pharmaceutically acceptable salt thereof can be isolated using conventional methods.

25

30

35

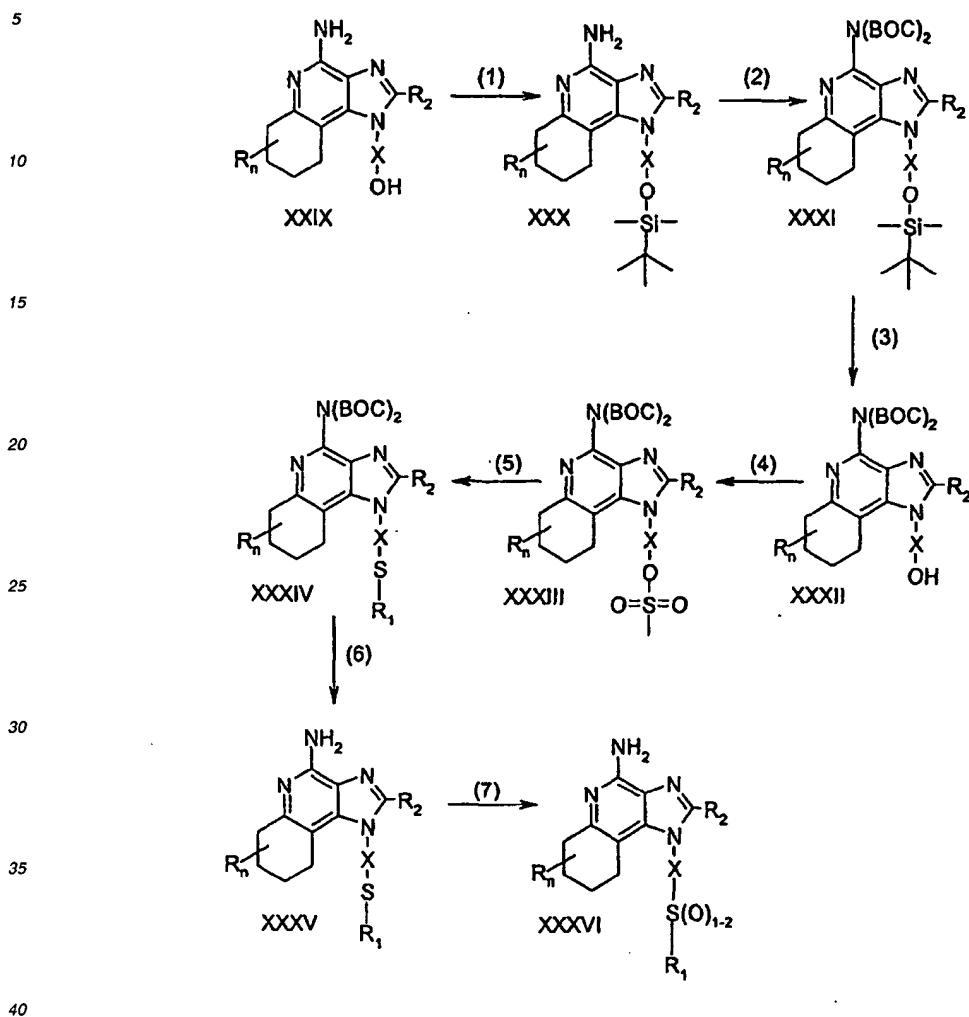
40

45

50

55

Reaction Scheme IV



[0048] Compounds of the invention can be prepared according to Reaction Scheme V where R, R₁, R₂, X and n are as defined above.

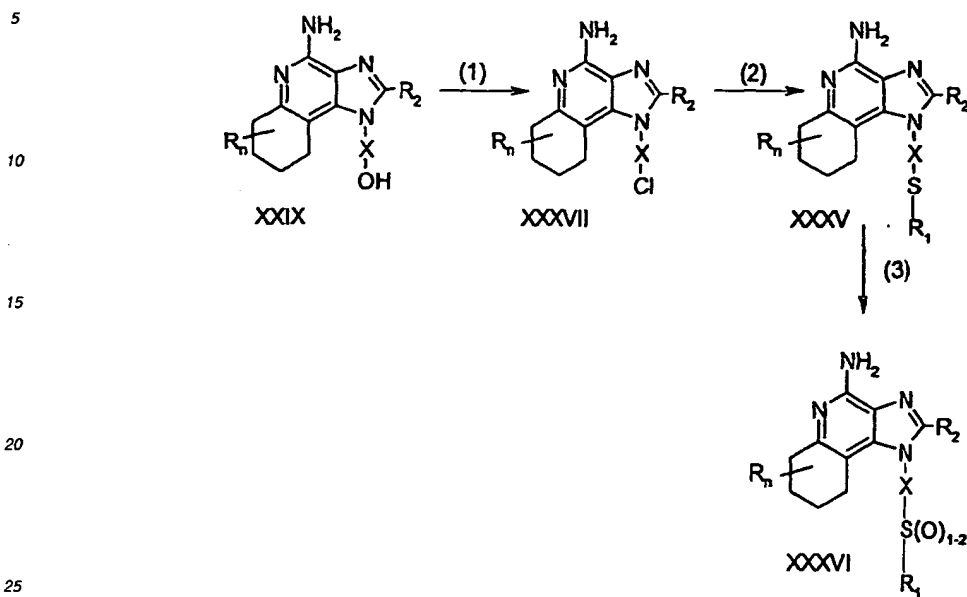
45 [0049] In step (1) of Reaction Scheme V a 6,7,8,9-tetrahydro-1*H*-imidazo[4,5-*c*]quinolin-1-yl alcohol of Formula XXIX is chlorinated using the method of step (7) of Reaction Scheme III to provide a compound of Formula XXXVII.

[0050] In step (2) of Reaction Scheme V a compound of Formula XXXVII is reacted with a compound of formula R₁-SNa using the method of step (7) of Reaction Scheme I to provide a thioether of Formula XXXV which is a subgenus of Formula II. The product or a pharmaceutically acceptable salt thereof can be isolated using conventional methods.

50 [0051] In step (3) of Reaction Scheme V a thioether of Formula XXXV is oxidized using the method of step (8) of Reaction Scheme I to provide a sulfone or sulfoxide of Formula XXXVI which is a subgenus of Formula II. The product or a pharmaceutically acceptable salt thereof can be isolated using conventional methods.

55

Reaction Scheme V



[0052] As used herein, the terms "alkyl", "alkenyl" and the prefix "alk-" are inclusive of both straight chain and branched chain groups and of cyclic groups, i.e. cycloalkyl and cycloalkenyl. Unless otherwise specified, these groups contain from 1 to 20 carbon atoms, with alkenyl groups containing from 2 to 20 carbon atoms. Preferred groups have a total of up to 10 carbon atoms. Cyclic groups can be monocyclic or polycyclic and preferably have from 3 to 10 ring carbon atoms. Exemplary cyclic groups include cyclopropyl, cyclopropylmethyl, cyclopentyl, cyclohexyl and adamantyl.

[0053] In addition, the alkyl and alkenyl portions of -X- groups can be unsubstituted or substituted by one or more substituents, which substituents are selected from the groups consisting of alkyl, alkenyl, aryl, heteroaryl, heterocyclyl, arylalkyl, heteroarylalkyl, and heterocyclylalkyl.

[0054] The term "haloalkyl" is inclusive of groups that are substituted by one or more halogen atoms, including per-fluorinated groups. This is also true of groups that include the prefix "halo-". Examples of suitable haloalkyl groups are chloromethyl, trifluoromethyl, and the like.

[0055] The term "aryl" as used herein includes carbocyclic aromatic rings or ring systems. Examples of aryl groups include phenyl, naphthyl, biphenyl, fluorenyl and indenyl. The term "heteroaryl" includes aromatic rings or ring systems that contain at least one ring hetero atom (e.g., O, S, N). Suitable heteroaryl groups include furyl, thienyl, pyridyl, quinoliny, isoquinoliny, indolyl, isoindolyl, triazolyl, pyrrolyl, tetrazolyl, imidazolyl, pyrazolyl, oxazolyl, thiazolyl, benzofuranyl, benzothiophenyl, carbazolyl, benzoxazolyl, pyrimidinyl, benzimidazolyl, quinoxaliny, benzothiazolyl, naphthyridinyl, isoxazolyl, isothiazolyl, purinyl, quinazoliny, and so on.

[0056] "Heterocyclyl" includes non-aromatic rings or ring systems that contain at least one ring hetero atom (e.g., O, S, N) and includes all of the fully saturated and partially unsaturated derivatives of the above mentioned heteroaryl groups. Exemplary heterocyclic groups include pyrrolidinyl, tetrahydrofuranly, morpholinyl, thiomorpholinyl, piperidinyl, piperazinyl, thiazolidinyl, imidazolidinyl, isothiazolidinyl, and the like.

[0057] The aryl, heteroaryl, and heterocyclyl groups can be unsubstituted or substituted by one or more substituents independently selected from the group consisting of alkyl, alkoxy, alkylthio, haloalkyl, haloalkoxy, haloalkylthio, halogen, nitro, hydroxy, mercapto, cyano, carboxy, formyl, aryl, aryloxy, arylthio, arylalkoxy, arylalkylthio, heteroaryl, heteroaryloxy, heteroarylthio, heteroarylalkoxy, heteroarylalkylthio, amino, alkylamino, dialkylamino, heterocyclyl, heterocycloalkyl, alkylcarbonyl, alkenylcarbonyl, alkoxy carbonyl, haloalkylcarbonyl, haloalkoxy carbonyl, alkylthiocarbonyl, arylcarbonyl, heteroarylcarbonyl, aryloxy carbonyl, heteroaryloxy carbonyl, arylthiocarbonyl, heteroarylthiocarbonyl, alkanoyloxy, alkanoylthio, alkanoylamino, arylcarbonyloxy, arylcarbonylthio, alkylaminosulfonyl, alkylsulfonyl, arylsulfonyl, heteroarylsulfonyl, aryldiazinyl, alkylsulfonylamino, arylsulfonylamino, arylalkylsulfonylamino, alkylcarbonylamino, alkenylcarbonylamino, arylcarbonylamino, arylalkylcarbonylamino, heteroarylcarbonylamino, heteroarylalkylcarbonylamino, alkylsulfonylamino, alkenylsulfonylamino, arylsulfonylamino, arylalkylsulfonylamino, heteroarylsulfonylami-

no, heteroarylalkylsulfonlamino, alkylaminocarbonylamino, alkenylaminocarbonylamino, arylaminocarbonylamino, arylalkylaminocarbonylamino, heteroarylaminocarbonylamino, heteroarylalkylcarbonylamino, and, in the case of heterocyclyl, oxo. If any other groups are identified as being "substituted" or "optionally substituted", then those groups can also be substituted by one or more of the above enumerated substituents.

5 **[0058]** Certain substituents are generally preferred. For example, preferred X groups include ethylene and n-butylene and preferred R₁ groups are alkyl and aryl, with phenyl or substituted phenyl a preferred aryl group. Preferably no R substituents are present (i.e., n is 0). Preferred R₂ groups include hydrogen, alkyl groups having 1 to 4 carbon atoms (i.e., methyl, ethyl, propyl, isopropyl, n-butyl, sec-butyl, isobutyl, and cyclopropylmethyl), methoxyethyl, and ethoxymethyl. One or more of these preferred substituents, if present, can be present in the compounds of the invention in any
10 combination.

[0059] The invention is inclusive of the compounds described herein in any of their pharmaceutically acceptable forms, including isomers (e.g., diastereomers and enantiomers), salts, solvates, polymorphs, and the like. In particular, if a compound is optically active, the invention specifically includes each of the compound's enantiomers as well as racemic mixtures of the enantiomers.

15

Pharmaceutical Compositions and Biological Activity

[0060] Pharmaceutical compositions of the invention contain a therapeutically effective amount of a compound of the invention as described above in combination with a pharmaceutically acceptable carrier.

20 **[0061]** The term "a therapeutically effective amount" means an amount of the compound sufficient to induce a therapeutic effect, such as cytokine induction, antitumor activity, and/or antiviral activity. Although the exact amount of active compound used in a pharmaceutical composition of the invention will vary according to factors known to those of skill in the art, such as the physical and chemical nature of the compound, the nature of the carrier, and the intended dosing regimen, it is anticipated that the compositions of the invention will contain sufficient active ingredient to provide
25 a dose of about 100 ng/kg to about 50 mg/kg, preferably about 10 µg/kg to about 5 mg/kg, of the compound to the subject. Any of the conventional dosage forms may be used, such as tablets, lozenges, parenteral formulations, syrups, creams, ointments, aerosol formulations, transdermal patches, transmucosal patches and the like.

[0062] The compounds of the invention can be administered as the single therapeutic agent in the treatment regimen, or the compounds of the invention may be administered in combination with one another or with other active agents,
30 including additional immune response modifiers, antivirals, antibiotics, etc.

[0063] The compounds of the invention have been shown to induce the production of certain cytokines in experiments performed according to the tests set forth below. These results indicate that the compounds are useful as immune response modifiers that can modulate the immune response in a number of different ways, rendering them useful in the treatment of a variety of disorders.

35 **[0064]** Cytokines whose production may be induced by the administration of compounds according to the invention generally include interferon-α (IFN-α) and/or tumor necrosis factor-α (TNF-α) as well as certain interleukins (IL). Cytokines whose biosynthesis may be induced by compounds of the invention include IFN-α, TNF-α, IL-1, IL-6, IL-10 and IL-12, and a variety of other cytokines. Among other effects, these and other cytokines can inhibit virus production and tumor cell growth, making the compounds useful in the treatment of viral diseases and tumors. Accordingly, the
40 invention provides a method of inducing cytokine biosynthesis in an animal comprising administering an effective amount of a compound or composition of the invention to the animal.

[0065] Certain compounds of the invention have been found to preferentially induce the expression of IFN-α in a population of hematopoietic cells such as PBMCs (peripheral blood mononuclear cells) containing pDC2 cells (precursor dendritic cell-type 2) without concomitant production of significant levels of inflammatory cytokines.

45 **[0066]** In addition to the ability to induce the production of cytokines, the compounds of the invention affect other aspects of the innate immune response. For example, natural killer cell activity may be stimulated, an effect that may be due to cytokine induction. The compounds may also activate macrophages, which in turn stimulates secretion of nitric oxide and the production of additional cytokines. Further, the compounds may cause proliferation and differentiation of B-lymphocytes.

50 **[0067]** Compounds of the invention also have an effect on the acquired immune response. For example, although there is not believed to be any direct effect on T cells or direct induction of T cell cytokines, the production of the T helper type 1 (Th1) cytokine IFN-γ is induced indirectly and the production of the T helper type 2 (Th2) cytokines IL-4, IL-5 and IL-13 are inhibited upon administration of the compounds. This activity means that the compounds are useful in the treatment of diseases where upregulation of the Th1 response and/or downregulation of the Th2 response is
55 desired. In view of the ability of compounds of the invention to inhibit the Th2 immune response, the compounds are expected to be useful in the treatment of atopic diseases, e.g., atopic dermatitis, asthma, allergy, allergic rhinitis; systemic lupus erythematosus; as a vaccine adjuvant for cell mediated immunity; and possibly as a treatment for recurrent fungal diseases and chlamydia.

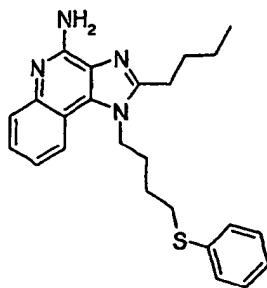
[0068] The immune response modifying effects of the compounds make them useful in the treatment of a wide variety of conditions. Because of their ability to induce the production of cytokines such as IFN- α and/or TNF- α , the compounds are particularly useful in the treatment of viral diseases and tumors. This immunomodulating activity suggests that compounds of the invention are useful in treating diseases such as, but not limited to, viral diseases including genital warts; common warts; plantar warts; Hepatitis B; Hepatitis C; Herpes Simplex Virus Type I and Type II; molluscum contagiosum; variola, particularly variola major; HIV; CMV; VZV; rhinovirus; adenovirus; influenza; and para-influenza; intraepithelial neoplasias such as cervical intraepithelial neoplasia; human papillomavirus (HPV) and associated neoplasias; fungal diseases, e.g. candida, aspergillus, and cryptococcal meningitis; neoplastic diseases, e.g., basal cell carcinoma, hairy cell leukemia, Kaposi's sarcoma, renal cell carcinoma, squamous cell carcinoma, myelogenous leukemia, multiple myeloma, melanoma, non-Hodgkin's lymphoma, cutaneous T-cell lymphoma, and other cancers; parasitic diseases, e.g. pneumocystis carinii, cryptosporidiosis, histoplasmosis, toxoplasmosis, trypanosome infection, and leishmaniasis; and bacterial infections, e.g., tuberculosis, and mycobacterium avium. Additional diseases or conditions that can be treated using the compounds of the invention include actinic keratosis; eczema; eosinophilia; essential thrombocythaemia; leprosy; multiple sclerosis; Ommen's syndrome; discoid lupus; Bowen's disease; Bowenoid papulosis; alopecia areata; the inhibition of Keloid formation after surgery and other types of post-surgical scars. In addition, these compounds could enhance or stimulate the healing of wounds, including chronic wounds. The compounds may be useful for treating the opportunistic infections and tumors that occur after suppression of cell mediated immunity in, for example, transplant patients, cancer patients and HIV patients.

[0069] An amount of a compound effective to induce cytokine biosynthesis is an amount sufficient to cause one or more cell types, such as monocytes, macrophages, dendritic cells and B-cells to produce an amount of one or more cytokines such as, for example, IFN- α , TNF- α , IL-1, IL-6, IL-10 and IL-12 that is increased over the background level of such cytokines. The precise amount will vary according to factors known in the art but is expected to be a dose of about 100 ng/kg to about 50 mg/kg, preferably about 10 μ g/kg to about 5 mg/kg. The invention also provides a method of treating a viral infection in an animal and a method of treating a neoplastic disease in an animal comprising administering an effective amount of a compound or composition of the invention to the animal. An amount effective to treat or inhibit a viral infection is an amount that will cause a reduction in one or more of the manifestations of viral infection, such as viral lesions, viral load, rate of virus production, and mortality as compared to untreated control animals. The precise amount will vary according to factors known in the art but is expected to be a dose of about 100 ng/kg to about 50 mg/kg, preferably about 10 μ g/kg to about 5 mg/kg. An amount of a compound effective to treat a neoplastic condition is an amount that will cause a reduction in tumor size or in the number of tumor foci. Again, the precise amount will vary according to factors known in the art but is expected to be a dose of about 100 ng/kg to about 50 mg/kg, preferably about 10 μ g/kg to about 5 mg/kg.

[0070] The invention is further described by the following examples, which are provided for illustration only and are not intended to be limiting in any way.

Example 1

2-butyl-1-[4-(phenylthio)butyl]-1*H*-imidazo[4,5-*c*]quinolin-4-amine



Part A

[0072] A round bottom flask was charged with a magnetic stir bar, 4-chloro-3-nitroquinoline (109.70 g, 525.87 mmol) and dichloromethane (500 mL). To the solution was added triethylamine (79.82 g, 788.81 mmol) and 4-amino-1-butanol

EP 1 341 791 B1

(46.87 g, 525.87 mmol) to give a homogeneous, dark yellow solution. The reaction was judged to be complete after heating at reflux for 30 minutes. The solution was cooled and then partitioned between chloroform and saturated aqueous ammonium chloride. The layers were separated and the aqueous layer was extracted with chloroform (1x). The organic layers were combined and then concentrated under reduced pressure to afford of 4-[(3-nitroquinolin-4-yl)amino]butan-1-ol (104.67 g, 400.60 mmol) as a dark yellow solid. This material was used without further purification.

Part B

[0073] A round bottom flask was charged with a magnetic stir bar, 4-[(3-nitroquinolin-4-yl)amino]butan-1-ol (5.0 g, 19.14 mmol), triethylamine (2.91 g, 28.71 mmol), *tert*-butyldimethylsilyl chloride (3.75 g, 24.9 mmol), 4-dimethylaminopyridine (0.10 g) and chloroform (40 mL) to give a dark yellow solution. The reaction was judged to be complete after stirring at ambient temperature for 2 hours. The solution was partitioned between ethyl acetate and saturated aqueous ammonium chloride. The layers were separated and the organic layer was washed with saturated aqueous sodium bicarbonate, dried over anhydrous sodium sulfate, filtered and then concentrated under reduced pressure to afford *N*-(4-[[*tert*-butyl(dimethyl)silyloxy]butyl]-3-nitroquinolin-4-amine (6.05 g, 16.11 mmol) as a yellow-green solid. This material was used without further purification. MS (CI) for C₁₉H₂₉N₃O₃Si m/z 376 (MH⁺), 342,210.

Part C

[0074] A Parr vessel was charged with *N*-(4-[[*tert*-butyl(dimethyl)silyloxy]butyl]-3-nitroquinolin-4-amine (6.05 g, 16.11 mmol), 5% platinum on carbon (3.0 g), and toluene (32 mL). The vessel was placed on a Parr shaker and pressurized to 50 psi (3.5 Kg/cm²) hydrogen. After shaking for one hour, more catalyst (3.0 g) and toluene (15 mL) were added and the vessel was pressurized to 50 psi (3.5 Kg/cm²) hydrogen and shaking continued. The reaction was judged to be complete after one hour. The catalyst was removed by filtration through fluted paper. The filter cake was washed with toluene (50 mL) and the filtrates were combined. The volatiles were removed under reduced pressure to afford *N*-(4-[[*tert*-butyl(dimethyl)silyloxy]butyl]quinoline-3,4-diamine (5.57 g, 16.11 mmol) as a dark oil. The material was used without further purification.

Part D

[0075] A round bottom flask was charged with a magnetic stir bar, *N*-(4-[[*tert*-butyl(dimethyl)silyloxy]butyl]quinoline-3,4-diamine (5.57 g, 16.11 mmol), trimethyl orthovalerate (5.23 g, 32.22 mmol) and toluene (47 mL). The reaction was heated to maintain a reflux that brought about a slow distillation to facilitate removal of the methanol byproduct. The reaction was judged to be complete after 15 hours at reflux. The reaction was cooled and the volatiles were removed under reduced pressure to afford 2-butyl-1-(4-[[*tert*-butyl(dimethyl)silyloxy]butyl]-1*H*-imidazo[4,5-*c*]quinoline (4.65 g, 11.30 mmol) as a thick, dark brown oil. The material was used without further purification. MS (CI) for C₂₄H₃₇N₃O₃Si m/z 412 (MH⁺), 298.

Part E

[0076] A round bottom flask was charged with a magnetic stir bar, 2-butyl-1-(4-[[*tert*-butyl(dimethyl)silyloxy]butyl]-1*H*-imidazo[4,5-*c*]quinoline (4.65 g, 11.30 mmol) and chloroform (57 mL). Solid 3-chloroperbenzoic acid (2.78 g, 12.43 mmol) was added portion wise to the solution over 15 minutes and the reaction was stirred at ambient temperature for 1 hour. More 3-chloroperbenzoic acid (0.5g, 2.9 mmol) was added and after 30 minutes the starting material was completely consumed. The solution was partitioned between chloroform and aqueous saturated sodium bicarbonate. The layers were separated. The organic layer was washed with saturated aqueous sodium bicarbonate and brine, dried over anhydrous sodium sulfate, filtered and then concentrated under reduced pressure to afford 2-butyl-1-(4-[[*tert*-butyl(dimethyl)silyloxy]butyl]-1*H*-imidazo[4,5-*c*]quinoline-5*N*-oxide (4.83 g, 11.30 mmol) as a dark oil. The material was used without further purification.

Part F

[0077] A round bottom flask was charged with a magnetic stir bar, 2-butyl-1-(4-[[*tert*-butyl(dimethyl)silyloxy]butyl]-1*H*-imidazo[4,5-*c*]quinoline-5*N*-oxide (11.30 mmol) and anhydrous dimethyl formamide (57 mL) under a nitrogen atmosphere. Phosphorus oxychloride (1.91 g, 12.43 mmol) was added to the reaction mixture in a drop wise fashion to give a homogeneous solution after complete addition. The reaction was judged to be complete after stirring for 1.5 hours at ambient temperature and was then partitioned between dichloromethane and saturated aqueous sodium bicarbonate. The layers were separated and the organic portion was washed with aqueous saturated sodium bicarbonate.

EP 1 341 791 B1

nate and brine, dried over anhydrous sodium sulfate, filtered and then concentrated under reduced pressure to afford 2-butyl-4-chloro-1-(4-chlorobutyl)-1*H*-imidazo[4,5-*c*]quinoline (3.65 g, 10.42 mmol) as a dark brown solid. The material was used without further purification. MS (CI) for $C_{18}H_{21}Cl_2N_3$ m/z 350 (MH^+), 314.

5 Part G

[0078] A round bottom flask was charged with a magnetic stir bar, 2-butyl-4-chloro-1-(4-chlorobutyl)-1*H*-imidazo[4,5-*c*]quinoline (1.18 g, 3.37 mmol), benzenethiol (0.56 g, 5.05 mmol), triethylamine (0.68 g, 6.74 mmol), and dimethyl formamide (15 mL) under a nitrogen atmosphere. The reaction mixture was heated to 80 °C to give a homogeneous solution that was maintained at 80 °C for 2.5 hours. HPLC analysis indicated no starting material and a 3:1 mixture of 2-butyl-4-chloro-1-[4-(phenylthio)butyl]-1*H*-imidazo[4,5-*c*]quinoline and 2-butyl-4-(phenylthio)-1-[4-(phenylthio)butyl]-1*H*-imidazo[4,5-*c*]quinoline. The solution was cooled and then partitioned between ethyl acetate and aqueous saturated sodium bicarbonate. The layers were separated and the organic layer was washed with aqueous saturated sodium bicarbonate and brine, dried over anhydrous sodium sulfate, filtered and then concentrated under reduced pressure to afford a 3:1 mixture of the products named above (1.43 g). The material was used without further purification.

Part H

[0079] A 3:1 mixture of 2-butyl-4-chloro-1-[4-(phenylthio)butyl]-1*H*-imidazo[4,5-*c*]quinoline to 2-butyl-4-(phenylthio)-1-[4-(phenylthio)butyl]-1*H*-imidazo[4,5-*c*]quinoline (1.38 g) and a solution of 7% ammonia in methanol (30 mL) were combined in a bomb and heated to 150 °C. The reaction was judged to be complete after 5 hours. The volatiles were removed under reduced pressure and the resulting residue was stirred in water and made basic (pH 10) with solid sodium carbonate. The aqueous mixture was extracted with chloroform (3x). The combined organic layers were washed with saturated aqueous sodium bicarbonate and brine, dried over anhydrous sodium sulfate, filtered and then concentrated under reduced pressure to afford a yellow crystalline solid. The solid (0.8 g) was dissolved in ethyl acetate (50 mL) and brought to reflux. Activated charcoal (0.4 g) was added; the resulting mixture was heated at reflux for 5 minutes and then the charcoal was removed by filtration through fluted paper to provide a colorless solution. The solution was concentrated under reduced pressure to give a solid that was recrystallized from ethyl acetate and hexanes to provide 2-butyl-1-[4-(phenylthio)butyl]-1*H*-imidazo[4,5-*c*]quinolin-4-amine (0.51 g, 1.25 mmol) as white needles, m.p. 118-120 °C.

Analysis. Calculated for $C_{24}H_{28}N_4S$: %C 71.25; %H, 6.98; %N, 13.85. Found %C 71.12; %H, 6.81; %N, 13.62

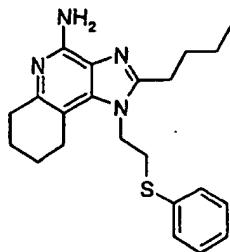
¹H-NMR (300 MHz, DMSO) δ 8.02 (d, J = 8.3 Hz, 1H), δ 7.61 (d, J = 8.3 Hz, 1H), δ 7.41 (t, J = 8.3 Hz, 1H), δ 7.16-7.30 (m, 6H), δ 6.46 (bs, 2H), δ 4.52 (t, J = 7.6 Hz, 2H), δ 3.02 (t, J = 7.3 Hz, 2H), δ 2.89 (t, J = 7.8 Hz, 2H), δ 1.95 (m, 2H), δ 1.75 (m, 4H), δ 1.43 (sextet, J = 7.3 Hz, 2H), δ 0.94 (t, J = 7.3 Hz, 3H)

MS (CI) for $C_{24}H_{28}N_4S$ m/z 405 (MH^+), 282, 241

Example 2

2-butyl-1-[2-(phenylthio)ethyl]-6,7,8,9-tetrahydro-1*H*-imidazo[4,5-*c*]quinolin-4-amine hydrochloride

[0080]



55 Part A

[0081] A round bottom flask was charged with a magnetic stir bar, 2-(4-amino-2-butyl-6,7,8,9-tetrahydro-1*H*-imidazo[4,5-*c*]quinolin-1-yl)ethanol (1.0 g, 3.47 mmol), tert-butyl dimethylsilyl chloride (1.62 g, 10.75 mmol), triethylamine (1.58

EP 1 341 791 B1

g, 15.62 mmol), 4-dimethylaminopyridine (0.1 g), and chloroform (30 mL) to give a heterogeneous reaction mixture. The reaction was judged to be complete after stirring at 60 °C for 2 hours. The solution was partitioned between ethyl acetate and saturated aqueous ammonium chloride. The layers were separated and the organic layer was washed with aqueous saturated sodium bicarbonate and brine, dried over anhydrous sodium sulfate, filtered and then concentrated under reduced pressure to afford a 3:1 mixture of 2-butyl-1-(2-{{*tert*-butyl(dimethyl)silyl}oxy}ethyl)-6,7,8,9-tetrahydro-1*H*-imidazo[4,5-*c*]quinolin-4-amine and 2-butyl-*N*-[*tert*-butyl(dimethyl)silyl]-1-(2-{{*tert*-butyl(dimethyl)silyl}oxy}ethyl)-6,7,8,9-tetrahydro-1*H*-imidazo[4,5-*c*]quinolin-4-amine (1.79 g) as a dark brown oil. The material was used without further purification.

10 Part B

[0082] A round bottom flask was charged with a magnetic stir bar, a 3:1 mixture of 2-butyl-1-(2-{{*tert*-butyl(dimethyl)silyl}oxy}ethyl)-6,7,8,9-tetrahydro-1*H*-imidazo[4,5-*c*]quinolin-4-amine and 2-butyl-*N*-[*tert*-butyl(dimethyl)silyl]-1-(2-{{*tert*-butyl(dimethyl)silyl}oxy}ethyl)-6,7,8,9-tetrahydro-1*H*-imidazo[4,5-*c*]quinolin-4-amine (1.6 g) and a 1 M solution of acetic acid in dichloromethane (85 mL) to provide a homogenous solution. The reaction was judged to be complete after stirring at ambient temperature for 30 minutes. The solution was partitioned between chloroform and brine. The layers were separated and the organic layer was washed with aqueous saturated sodium bicarbonate and brine, dried over anhydrous sodium sulfate, filtered and then concentrated under reduced pressure to afford a dark brown oil. The material was purified by chromatography over silica gel (95/4/1 dichloromethane/methanol/ammonium hydroxide [14.8 M in water]) to provide 2-butyl-1-(2-{{*tert*-butyl(dimethyl)silyl}oxy}ethyl)-6,7,8,9-tetrahydro-1*H*-imidazo[4,5-*c*]quinolin-4-amine (1.24 g, 3.10 mmol) as a colorless oil.

Part C

[0083] A round bottom flask was charged with a magnetic stir bar, 2-butyl-1-(2-{{*tert*-butyl(dimethyl)silyl}oxy}ethyl)-6,7,8,9-tetrahydro-1*H*-imidazo[4,5-*c*]quinolin-4-amine (0.83 g, 2.06 mmol), di-*tert*-butyl dicarbonate (1.79 g, 8.24 mmol), triethylamine (0.52 g, 5.15 mmol), 4-dimethylaminopyridine (0.1 g), and anhydrous tetrahydrofuran (21 mL) under a nitrogen atmosphere. The reaction mixture was heated to 60 °C to give a homogeneous solution that was maintained at 60 °C for 2.5 hours at which time the reaction was judged to be complete. The solution was cooled to ambient temperature and a 1 M solution of tetrabutylammonium fluoride in tetrahydrofuran (2.27 mL, 2.27 mmol) was added. The reaction was judged to be complete after stirring at ambient temperature for 30 minutes. The solution was partitioned between ethyl acetate and saturated aqueous ammonium chloride. The layers were separated. The organic layer was washed with saturated aqueous sodium bicarbonate and brine, dried over anhydrous sodium sulfate, filtered and then concentrated under reduced pressure to afford a light yellow solid. The material was purified by chromatography over silica gel (95/5 dichloromethane/methanol) to provide di(*tert*-butyl) 2-butyl-1-(2-hydroxyethyl)-6,7,8,9-tetrahydro-1*H*-imidazo[4,5-*c*]quinolin-4-ylimidodicarbonate (0.55 g, 1.13 mmol) as a clear gum.

Part D

[0084] A round bottom flask was charged with a magnetic stir bar, di(*tert*-butyl) 2-butyl-1-(2-hydroxyethyl)-6,7,8,9-tetrahydro-1*H*-imidazo[4,5-*c*]quinolin-4-ylimidodicarbonate (0.55 g, 1.13 mmol) and anhydrous dichloromethane (11 mL) under a nitrogen atmosphere. The resulting homogeneous solution was cooled to -10 °C in a methanol/ice bath. To the cooled solution was added triethylamine (0.23 g, 2.26 mmol) and methanesulfonyl chloride (0.19 g, 1.70 mmol). The reaction was judged to be complete after stirring at -10 °C for 15 minutes and was then partitioned between ethyl acetate and saturated aqueous ammonium chloride. The layers were separated. The organic layer was washed with saturated aqueous sodium bicarbonate and brine, dried over anhydrous sodium sulfate, filtered and then concentrated under reduced pressure to afford 2-{4-[bis(*tert*-butoxycarbonyl)amino]-2-butyl-6,7,8,9-tetrahydro-1*H*-imidazo[4,5-*c*]quinolin-1-yl}ethyl methanesulfonate (0.61 g, 1.08 mmol) as a gummy yellow solid. The material was used without further purification. MS (CI) for C₂₇H₄₂N₄O₇S m/z 567 (MH⁺), 467, 367, 271.

Part E

[0085] A round bottom flask was charged with a magnetic stir bar, 2-{4-[bis(*tert*-butoxycarbonyl)amino]-2-butyl-6,7,8,9-tetrahydro-1*H*-imidazo[4,5-*c*]quinolin-1-yl}ethyl methanesulfonate (0.61 g, 1.08 mmol), benzenethiol (0.21 g, 1.88 mmol), triethylamine (0.25 g, 2.43 mmol) and anhydrous dimethyl formamide (11 mL) under a nitrogen atmosphere. The reaction mixture was heated to 80 °C to give a dark yellow, homogeneous solution that was maintained at 80 °C for 2.5 hours at which time the reaction was judged to be complete. The solution was cooled and then partitioned between ethyl acetate and saturated aqueous sodium bicarbonate. The layers were separated. The organic layer was

EP 1 341 791 B1

washed with saturated aqueous sodium bicarbonate and brine, dried over anhydrous sodium sulfate, filtered and then concentrated under reduced pressure to afford a yellow oil. The material was purified by chromatography over silica gel (95/5 dichloromethane/methanol) to provide di(*tert*-butyl) 2-butyl-1-[2-(phenylthio)ethyl]-6,7,8,9-tetrahydro-1*H*-imidazo[4,5-*c*]quinolin-4-ylimidodicarbonate (0.54 g, 0.93 mmol) as a light yellow oil. MS (CI) for C₃₂H₄₄N₄O₄S m/z 581 (MH⁺), 481, 381, 245.

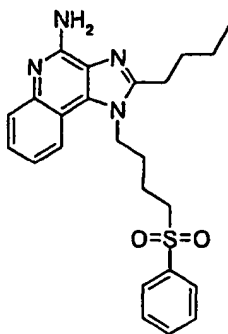
Part F

[0086] A round bottom flask was charged with a magnetic stir bar, di(*tert*-butyl) 2-butyl-1-[2-(phenylthio)ethyl]-6,7,8,9-tetrahydro-1*H*-imidazo[4,5-*c*]quinolin-4-ylimidodicarbonate (0.50 g, 0.86 mmol), a 4 M solution of hydrochloric acid in dioxane (5 mL), and dichloromethane (5 mL). The reaction was judged to be complete after stirring at ambient temperature for 2 hours. The volatiles were removed under reduced pressure to afford an off white solid. The material was recrystallized from acetonitrile to provide 2-butyl-1-[2-(phenylthio)ethyl]-6,7,8,9-tetrahydro-1*H*-imidazo[4,5-*c*]quinolin-4-amine hydrochloride (0.17 g, 1.30 mmol) as fluffy white needles, m.p. 237-238 °C. Analysis. Calculated for C₂₂H₂₈N₄S · (H₂O)_{1/4} · (HCl)₂: %C 57.70; %H, 6.71; %N, 12.23. Found %C 57.62; %H, 6.57; %N, 12.41
¹H-NMR (300 MHz, DMSO) δ 7.81 (bs, 2H), δ 7.22-7.39 (m, 5H), δ 4.64 (t, J = 6.8 Hz, 2H), δ 3.40 (t, J = 6.8 Hz, 2H), δ 2.75 (m, 6H), δ 1.71 (m, 6H), δ 1.34 (sextet, J = 7.3 Hz, 2H), δ 0.89 (t, J = 7.3 Hz, 3H)
 MS (CI) for C₂₂H₂₈N₄S (H₂O)_{1/4} (HCl)₂ m/z 381 (MH⁺), 245, 137

Example 3

2-butyl-1-[4-(phenylsulfonyl)butyl]-1*H*-imidazo[4,5-*c*]quinolin-4-amine

[0087]



Part A

[0088] Using the general method of Example 1 Part E, 2-butyl-1-(4-[[*tert*-butyl(dimethyl)silyl]oxy]butyl)-1*H*-imidazo[4,5-*c*]quinoline (16.0 g, 38.87 mmol) was oxidized to 2-butyl-1-(4-[[*tert*-butyl(dimethyl)silyl]oxy]butyl)-1*H*-imidazo[4,5-*c*]quinoline-5*N*-oxide (16.61g, 38.87 mmol) which was isolated without purification as a tan solid.

Part B

[0089] A round bottom flask was charged with a magnetic stir bar, 2-butyl-1-(4-[[*tert*-butyl(dimethyl)silyl]oxy]butyl)-1*H*-imidazo[4,5-*c*]quinoline-5*N*-oxide (16.61 g, 38.87 mmol), a 14.8 M solution of ammonium hydroxide in water (75 mL) and chloroform (200 mL). To the rapidly stirring solution was added *p*-toluenesulfonyl chloride (8.15 g, 42.76 mmol) in a portion wise fashion resulting in a mild exotherm. The reaction was judged to be complete after stirring at ambient temperature for 10 minutes. The solution was partitioned between chloroform and aqueous saturated sodium bicarbonate. The layers were separated. The organic layer was washed with saturated aqueous sodium bicarbonate and brine, dried over anhydrous sodium sulfate, filtered and then concentrated under reduced pressure to afford an off-white solid. The material was triturated with ethyl ether and collected by filtration to provide 2-butyl-1-(4-[[*tert*-butyl(dimethyl)silyl]oxy]butyl)-1*H*-imidazo[4,5-*c*]quinolin-4-amine (9.3 g, 21.80 mmol) as a fine white powder. The material was used without further purification.

Part C

5 **[0090]** A round bottom flask was charged with a magnetic stir bar, 2-butyl-1-(4-[[*tert*-butyl(dimethyl)silyloxy]butyl)-1*H*-imidazo[4,5-*c*]quinolin-4-amine (9.2 g, 21.56 mmol), a 1M solution of tetrabutylammonium fluoride in tetrahydrofuran (23.72 mL, 23.72 mmol), and anhydrous tetrahydrofuran (100 mL) to give a homogeneous, light orange solution. The reaction was judged to be complete after stirring at ambient temperature for 1 hour. While stirring, water (100 mL) was added and resulted in a mild exotherm. The volatiles were removed under reduced pressure until a solid precipitated out of solution. The solid was collected by filtration and washed with water (20 mL) and acetone (20 mL) to afford a white solid. The material was triturated with ethyl ether (50 mL) and collected by filtration to provide 4-(4-amino-2-butyl-1*H*-imidazo[4,5-*c*]quinolin-1-yl)butan-1-ol (6.12 g, 19.59 mmol) as a fine white solid, m.p. 184-186 °C. 10 Analysis. Calculated for C₁₈H₂₄N₄O: %C 69.20; %H, 7.74; %N, 17.93. Found %C 69.05; %H, 8.02; %N, 18.03 MS (CI) for C₁₈H₂₄N₄O m/z 313 (MH⁺)

Part D

15 **[0091]** A round bottom flask was charged with a magnetic stir bar, 4-(4-amino-2-butyl-1*H*-imidazo[4,5-*c*]quinolin-1-yl)butan-1-ol (7.3 g, 23.37 mmol), triethylamine (3.55 g, 35.06 mmol), and anhydrous dimethyl formamide (93 mL) under a nitrogen atmosphere. To the stirred solution was added phosphorus oxychloride (3.94 g, 25.70 mmol) in a drop wise fashion resulting in an exotherm to give a dark yellow heterogeneous reaction mixture. The reaction mixture was heated 20 to 60 °C to give a homogeneous solution that was maintained at 60 °C for 5 hours at which time the starting material was completely consumed. The volatiles were removed under reduced pressure to give a dark brown oil. The material was partitioned between chloroform and saturated aqueous sodium bicarbonate. The layers were separated and the aqueous layer was extracted with chloroform (1x). The organic layers were combined and the volatiles removed under reduced pressure to afford a 2:1 mixture of *N*-[2-butyl-1-(4-chlorobutyl)-1*H*-imidazo[4,5-*c*]quinolin-4-yl]-*N,N*-dimethylimidofornamide and 2-butyl-1-(4-chlorobutyl)-1*H*-imidazo[4,5-*c*]quinolin-4-amine (7.70 g) as an off-white solid. The material was used without further purification. 25

Part E

30 **[0092]** A round bottom flask was charged with a magnetic stir bar, a 2:1 mixture of *N*-[2-butyl-1-(4-chlorobutyl)-1*H*-imidazo[4,5-*c*]quinolin-4-yl]-*N,N*-dimethylimidofornamide and 2-butyl-1-(4-chlorobutyl)-1*H*-imidazo[4,5-*c*]quinolin-4-amine (1.3 g), benzenesulfonic acid sodium salt (1.67 g, 10.11 mmol), and anhydrous dimethyl formamide (15 mL) under a nitrogen atmosphere. The resulting solution was heated to 100 °C to give a homogeneous solution that was maintained at 100 °C for 90 hours at which time the starting materials were completely consumed. The solution was cooled and then partitioned between chloroform and water. The layers were separated. The organic layer was washed with saturated aqueous sodium bicarbonate and brine, dried over anhydrous sodium sulfate, filtered and then concentrated under reduced pressure to afford a dark yellow gum. The material was dissolved in methanol (20 mL) and a 4 M solution of hydrochloric acid in dioxane (3.02 mL, 12.1 mmol). The light orange solution was stirred at ambient temperature for 12 hours at which time the reaction was judged to be complete. The volatiles were removed under reduced pressure to give a light yellow gum. The material was partitioned between chloroform and saturated aqueous sodium bicarbonate. The layers were separated and the aqueous layer was extracted with chloroform (1x). The organic layers were combined, washed with brine, dried over anhydrous sodium sulfate, filtered and then concentrated under reduced pressure to afford a light yellow solid. The material was purified by chromatography over silica gel (95/5 dichloromethane/methanol) to give an off-white solid. The solid (0.63 g) was dissolved in ethyl acetate (50 mL) and brought to reflux. Activated charcoal (0.6 g) was added and the resulting mixture was heated at reflux for 5 minutes. The charcoal was removed by filtration through fluted paper to provide a colorless solution. The solution was concentrated under reduced pressure to give a solid that was recrystallized from ethyl acetate and hexanes to provide 2-butyl-1-[4-(phenylsulfonyl)butyl]-1*H*-imidazo[4,5-*c*]quinolin-4-amine (0.37 g, 0.85 mmol) as a white fluffy solid, m.p. 179-180 °C. Analysis. Calculated for C₂₄H₂₈N₄O₂S: %C 66.03; %H, 6.46; %N, 12.83. Found %C 65.88; %H, 6.49; %N, 12.76 1H-NMR (300 MHz, DMSO) δ 7.98 (d, J = 8.3 Hz, 1H), δ 7.82 (m, 2H) δ 7.73 (d, J = 7.3 Hz, 1H), δ 7.62 (m, 3H) δ 7.41 (t, J = 7.6 Hz, 1H), δ 7.22 (t, J = 7.6 Hz, 1H), δ 6.45 (bs, 2H), δ 4.51 (t, J = 7.3 Hz, 2H), δ 3.90 (t, J = 7.8 Hz, 2H), δ 2.86 (t, J = 7.6 Hz, 3H), δ 1.69-1.90 (m, 6H), δ 1.43 (sextet, J = 7.3 Hz, 2H), δ 0.95 (t, J = 7.3 Hz, 3H) MS (CI) for C₂₄H₂₈N₄O₂S m/z 437 (MH⁺), 295 40 45 50

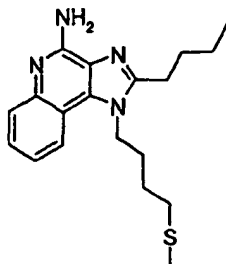
55

Example 4

2-butyl-1-[4-(methylthio)butyl]-1*H*-imidazo[4,5-*c*]quinolin-4-amine

5 [0093]

10



15

Part A

20

[0094] A round bottom flask was charged with a magnetic stir bar, a 2:1 mixture of *N*-[2-butyl-1-(4-chlorobutyl)-1*H*-imidazo[4,5-*c*]quinolin-4-yl]-*N,N*-dimethylimidofornamide and 2-butyl-1-(4-chlorobutyl)-1*H*-imidazo[4,5-*c*]quinolin-4-amine (6.17 g), a 4 M solution of hydrochloric acid in dioxane (21.15 mL, 84.56 mmol), and methanol (200 mL) to provide a light orange solution. The reaction was judged to be complete after stirring at ambient temperature for 43 hours. The volatiles were removed under reduced pressure and the resulting light yellow solid was partitioned between chloroform and saturated aqueous sodium bicarbonate. The layers were separated and the aqueous layer was extracted with chloroform (1x). The organic layers were combined, dried over anhydrous sodium sulfate, filtered and then concentrated under reduced pressure to afford 2-butyl-1-(4-chlorobutyl)-1*H*-imidazo[4,5-*c*]quinolin-4-amine (4.65 g, 14.05 mmol) as an off-white solid. The material was used without further purification. MS (CI) for $C_{18}H_{23}ClN_4$ *m/z* 331 (MH⁺), 295.

25

30

Part B

35

[0095] A round bottom flask was charged with a magnetic stir bar, 2-butyl-1-(4-chlorobutyl)-1*H*-imidazo[4,5-*c*]quinolin-4-amine (1.5 g, 4.53 mmol), sodium thiomethoxide (0.48 g, 6.80 mmol), and anhydrous dimethyl formamide (18 mL) under a nitrogen atmosphere. The reaction mixture was heated to 60 °C to give a homogeneous solution that was maintained at 60 °C for 16 hours at which time the starting material was completely consumed. The solution was cooled and then partitioned between chloroform and water. The layers were separated and the organic layer was washed with saturated aqueous sodium bicarbonate. The combined aqueous layers were extracted with chloroform (1x). The combined organic layers were washed with brine, dried over anhydrous sodium sulfate, filtered and then concentrated under reduced pressure to afford a dark brown oil. The material was purified by chromatography over silica gel (90/10 dichloromethane/methanol) to provide a light yellow solid. The solid was recrystallized from dimethyl formamide and water to give 2-butyl-1-[4-(methylthio)butyl]-1*H*-imidazo[4,5-*c*]quinolin-4-amine (0.83 g, 2.42 mmol) as light yellow needles, m.p. 127-130 °C.

40

45

Analysis. Calculated for $C_{19}H_{26}N_4S$: %C 66.63; %H, 7.65; %N, 16.36. Found %C 66.68; %H, 7.53; %N, 16.35
¹H-NMR (500 MHz, DMSO) δ 8.04 (d, *J* = 8.3 Hz, 1H), δ 7.61 (d, *J* = 8.3 Hz, 1H), δ 7.41 (t, *J* = 8.3 Hz, 1H), δ 7.25 (t, *J* = 8.3 Hz, 1H), δ 6.43 (bs, 2H), δ 4.52 (t, *J* = 7.6 Hz, 2H), δ 2.92 (t, *J* = 7.8 Hz, 2H), δ 2.53 (t, *J* = 7.3 Hz, 2H), δ 2.01 (s, 3H), δ 1.90 (m, 2H) δ 1.80 (p, *J* = 7.8 Hz, 2H) δ 1.71 (p, *J* = 7.3 Hz, 2H) δ 1.46 (sextet, *J* = 7.3 Hz, 2H), δ 0.96 (t, *J* = 7.3 Hz, 3H)

50

MS (CI) for $C_{19}H_{26}N_4S$ *m/z* 343 (MH⁺), 295, 241

55

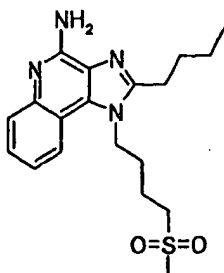
Example 5

2-butyl-1-[4-(methylsulfonyl)butyl]-1*H*-imidazo[4,5-*c*]quinolin-4-amine

5 [0096]

10

15



Part A

20

[0097] A round bottom flask was charged with a magnetic stir bar, 2-butyl-1-[4-(methylthio)butyl]-1*H*-imidazo[4,5-*c*]quinolin-4-amine (1.2 g, 3.50 mmol), and chloroform (18 mL). Solid 3-chloroperbenzoic acid (1.72 g, 7.71 mmol) was added to the resulting solution portion wise over 15 minutes. The reaction was judged to be complete after stirring at ambient temperature for 5 minutes. The solution was partitioned between chloroform and 1% aqueous sodium carbonate. The layers were separated and the organic layer was washed with brine, dried over anhydrous sodium sulfate, filtered and then concentrated under reduced pressure to afford a light brown solid. The material was purified by chromatography over silica gel (90/10 dichloromethane/methanol) to provide an off-white solid. The solid was recrystallized from acetonitrile and water to give 2-butyl-1-[4-(methylsulfonyl)butyl]-1*H*-imidazo[4,5-*c*]quinolin-4-amine (0.61 g, 1.63 mmol) as off-white needles, m.p. 164-165 °C.

25 Analysis. Calculated for $C_{19}H_{26}N_4O_2S$: %C 60.94; %H, 7.00; %N, 14.96. Found %C 60.71; %H, 6.94; %N, 14.94
 30 1H -NMR (300 MHz, DMSO) δ 8.03 (d, $J = 8.3$ Hz, 1H), δ 7.61 (d, $J = 8.3$ Hz, 1H), δ 7.42 (t, $J = 8.3$ Hz, 1H), δ 7.26 (t, $J = 8.3$ Hz, 1H), δ 6.46 (bs, 2H), δ 4.56 (t, $J = 7.6$ Hz, 2H), δ 3.21 (t, $J = 7.3$ Hz, 2H), δ 2.96 (s, 3H), δ 2.93 (t, $J = 7.8$ Hz, 2H), δ 1.91 (m, 4H), δ 1.81 (p, $J = 7.3$ Hz, 2H), δ 1.45 (sextet, $J = 7.3$ Hz, 2H), δ 0.96 (t, $J = 7.3$ Hz, 3H)
 35 MS (CI) for $C_{19}H_{26}N_4O_2S$ m/z 375 (MH⁺), 295

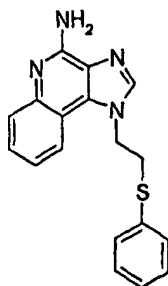
Example 6

1-[2-(phenylthio)ethyl]-1*H*-imidazo[4,5-*c*]quinolin-4-amine

40 [0098]

45

50



55

Part A

[0099] A round bottom flask was charged with a magnetic stir bar, 2-(4-amino-1*H*-imidazo[4,5-*c*]quinolin-1-yl)ethanol (8.46 g, 37.06 mmol), and thionyl chloride (68.99 g, 57.99 mmol) under a nitrogen atmosphere. The reaction mixture

EP 1 341 791 B1

was heated to 80 °C to give a heterogeneous reaction mixture that was maintained at 80 °C for 2 hours at which time the starting material was completely consumed. The solution was cooled and quenched by the addition of water (400 mL). To the stirred solution was added solid sodium carbonate until the pH reached 10 at which time a solid precipitated out of solution. The solid was collected by filtration to afford 1-(2-chloroethyl)-1*H*-imidazo[4,5-*c*]quinolin-4-amine (7.86 g, 31.86 mmol) as an off-white solid. The material was used without further purification.

Part B

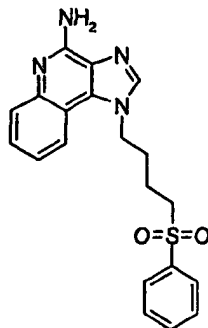
[0100] A round bottom flask was charged with a magnetic stir bar, 1-(2-chloroethyl)-1*H*-imidazo[4,5-*c*]quinolin-4-amine (2.0 g, 8.11 mmol), sodium benzenethiolate (1.79 g, 12.16 mmol), and anhydrous dimethyl sulfoxide (40 mL) under a nitrogen atmosphere. The reaction mixture was heated to 100 °C to give a homogeneous solution that was maintained at 100 °C for 30 minutes at which time the starting material was completely consumed. The hot solution was poured into rapidly stirred water (300 mL) which caused a solid to precipitate out of solution. The solid was collected by filtration to afford an off-white solid. The material was triturated with acetonitrile and collected by filtration to give 1-[2-(phenylthio)ethyl]-1*H*-imidazo[4,5-*c*]quinolin-4-amine (2.08 g, 6.49 mmol) as an off-white powder, m. p. 233-235 °C.

Analysis. Calculated for C₁₈H₁₆N₄S: %C 67.47; %H, 5.03; %N, 17.49. Found: %C 67.20; %H, 4.95; %N, 17.52
1*H*-NMR (300 MHz, DMSO) δ 8.14 (s, 1H), δ 7.76 (d, J = 8.3 Hz, 1H), δ 7.60 (t, J = 8.3 Hz, 1H), δ 7.28-7.44 (m, 6H), δ 7.12 (t, J = 8.3 Hz, 1H), δ 6.58 (bs, 2H), δ 4.79 (t, J = 6.8 Hz, 2H), δ 3.48 (t, J = 6.8 Hz, 2H)
MS (CI) for C₁₈H₁₆N₄S m/z 321 (MH⁺), 185, 137

Example 7

1-[4-(phenylsulfonyl)butyl]-1*H*-imidazo[4,5-*c*]quinolin-4-amine

[0101]



Part A

[0102] A round bottom flask was charged with a magnetic stir bar, *N,N*-dibenzyl-1*H*-imidazo[4,5-*c*]quinolin-4-amine (20.0 g, 55.04 mmol), sodium hydride (3.3 g, 60% dispersion, 82.56 mmol), and anhydrous dimethyl formamide (275 mL) under a nitrogen atmosphere. After the reaction mixture had stirred at ambient temperature for 2 hours, 4-chloro-1-iodobutane (19.23 g, 88.06 mmol) was added and the resulting homogeneous solution was stirred at ambient temperature for 48 hours at which time the starting material was consumed. The solution was partitioned between ethyl acetate and water. The layers were separated and the organic layer was washed with saturated aqueous sodium bicarbonate and brine, dried over anhydrous sodium sulfate, filtered and then concentrated under reduced pressure to afford a light yellow solid. The material was recrystallized from ethyl acetate and hexanes to give *N,N*-dibenzyl-1-(4-chlorobutyl)-1*H*-imidazo[4,5-*c*]quinolin-4-amine (20.7 g, 45.49 mmol) as white needles. MS (CI) for C₂₈H₂₇ClN₄ m/z 455 (MH⁺), 365, 329, 239

Part B

[0103] A round bottom flask was charged with a magnetic stir bar, *N,N*-dibenzyl-1-(4-chlorobutyl)-1*H*-imidazo[4,5-*c*]quinolin-4-amine (7.0 g, 15.38 mmol), sodium benzenethiolate (3.46 g, 26.15 mmol), and anhydrous dimethyl forma-

EP 1 341 791 B1

5
10
15
20
25
30
35
40
45
50
55

mide (77 mL) under a nitrogen atmosphere. The reaction mixture was heated to 60 °C to give a heterogeneous mixture that was maintained at 60 °C for 4 hours at which time the starting material was completely consumed. The cooled solution was partitioned between ethyl acetate and water. The layers were separated. The organic layer was washed with saturated aqueous sodium bicarbonate and brine, dried over anhydrous sodium sulfate, filtered and then concentrated under reduced pressure to afford a colorless oil. The material was purified by chromatography over silica gel (80/20 hexanes/ethyl acetate) to provide *N,N*-dibenzyl-1-[4-(phenylthio)butyl]-1*H*-imidazo[4,5-*c*]quinolin-4-amine (7.5 g, 14.19 mmol) as a colorless oil. MS (CI) for C₃₄H₃₂N₄S m/z 529 (MH⁺), 439, 349

Part C

[0104] A round bottom flask was charged with a magnetic stir bar, *N,N*-dibenzyl-1-[4-(phenylthio)butyl]-1*H*-imidazo[4,5-*c*]quinolin-4-amine (3.64 g, 6.88 mmol) and chloroform (34 mL). Solid 3-chloroperbenzoic acid (3.39 g, 15.14 mmol) was added portion wise to the resulting solution over 5 minutes. The reaction was judged to be complete after stirring at ambient temperature for 5 minutes. The solution was partitioned between chloroform and 1% aqueous sodium carbonate. The layers were separated. The organic layer was washed with brine, dried over anhydrous sodium sulfate, filtered and then concentrated under reduced pressure to afford a red gum. The material was purified by chromatography over silica gel (dichloromethane) to provide *N,N*-dibenzyl-1-[4-(phenylsulfonyl)butyl]-1*H*-imidazo[4,5-*c*]quinolin-4-amine (2.85 g, 5.08 mmol) as a light pink gum. MS (CI) for C₃₄H₃₂N₄O₂S m/z 561 (MH⁺), 471, 381

Part D

[0105] A round bottom flask was charged with a magnetic stir bar, *N,N*-dibenzyl-1-[4-(phenylsulfonyl)butyl]-1*H*-imidazo[4,5-*c*]quinolin-4-amine (1.0 g, 1.78 mmol), triflic acid (2.68 g, 17.83 mmol), and anhydrous dichloromethane (14 mL) under a nitrogen atmosphere. The reaction was judged to be complete after stirring at ambient temperature for 24 hours. The solution was partitioned between chloroform and excess aqueous sodium hydroxide (20%). The layers were separated. The aqueous layer was extracted with chloroform (3x). The organic layers were combined and then concentrated under reduced pressure to afford a light brown solid. The material was purified by chromatography over silica gel (90/10 dichloromethane/methanol) to provide a fine white powder which was recrystallized from acetonitrile to give 1-[4-(phenylsulfonyl)butyl]-1*H*-imidazo[4,5-*c*]quinolin-4-amine (0.32 g, 0.84 mmol) as white needles, m. p. 175-177 °C.

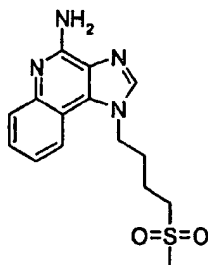
Analysis. Calculated for C₂₀H₂₀N₄O₂S: %C 63.14; %H, 5.30; %N, 14.73. Found: %C 63.14; %H, 5.24; %N, 14.77
1H-NMR (300 MHz, DMSO) δ 8.15 (s, 1H), δ 8.01 (d, J = 8.3 Hz, 1H), δ 7.80 (m, 2H), δ 7.71 (m, 1H), δ 7.60 (m, 3H), δ 7.44 (t, J = 8.3 Hz, 1H), δ 7.24 (t, J = 8.3 Hz, 1H), δ 6.59 (bs, 2H), δ 4.59 (t, J = 6.8 Hz, 2H), δ 3.38 (t, J = 7.8 Hz, 2H), δ 1.93 (m, 2H), δ 1.58 (m, 2H)

MS (CI) for C₂₀H₂₀N₄O₂S m/z 381 (MH⁺), 239

Example 8

1-[4-(methylsulfonyl)butyl]-1*H*-imidazo[4,5-*c*]quinolin-4-amine

[0106]



Part A

[0107] Using the general method of Example 7 Part B, *N,N*-dibenzyl-1-(4-chlorobutyl)-1*H*-imidazo[4,5-*c*]quinolin-4-amine (5.0 g, 10.99 mmol) was converted to *N,N*-dibenzyl-1-[4-(methylthio)butyl]-1*H*-imidazo[4,5-*c*]quinolin-4-amine

EP 1 341 791 B1

using sodium thiomethoxide (1.16 g, 16.48 mmol). The material was purified by chromatography over silica gel (80/20 hexanes/ethyl acetate) to provide the product (4.91 g, 10.52 mmol) as a colorless oil. MS (CI) for $C_{29}H_{30}N_4S$ m/z 467 (MH⁺), 377, 287, 185

5 Part B

[0108] Using the general method of Example 7 Part C, *N,N*-dibenzyl-1-[4-(methylthio)butyl]-1*H*-imidazo[4,5-*c*]quinolin-4-amine (4.91 g, 15.52 mmol) was oxidized to *N,N*-dibenzyl-1-[4-(methylsulfonyl)butyl]-1*H*-imidazo[4,5-*c*]quinolin-4-amine which was purified by chromatography over silica gel (80/20 hexanes/ethyl acetate) to provide the product
10 (4.53 g, 9.08 mmol) as a light orange solid. MS (CI) for $C_{29}H_{30}N_4O_2S$ m/z 499 (MH⁺), 409, 319

Part C

[0109] Using the general method of Example 7 Part D, *N,N*-dibenzyl-1-[4-(methylsulfonyl)butyl]-1*H*-imidazo[4,5-*c*]quinolin-4-amine (4.53 g, 9.08 mmol) was converted to 1-[4-(methylsulfonyl)butyl]-1*H*-imidazo[4,5-*c*]quinolin-4-amine. The material was recrystallized from methanol and water to afford the title compound (1.33 g, 4.18 mmol) as white
15 needles, m.p. 203-204 °C.

Analysis. Calculated for $C_{15}H_{18}N_4O_2S$: %C 56.58; %H, 5.70; %N, 17.60. Found: %C 56.33; %H, 5.63; %N, 17.41
¹H-NMR (300 MHz, DMSO) δ 8.22 (s, 1H), δ 8.06 (d, J = 8.3 Hz, 1H), δ 7.62 (d, J = 8.3 Hz, 1H), δ 7.45 (t, J = 8.3 Hz,
20 1H), δ 7.27 (t, J = 8.3 Hz, 1H), δ 6.59 (bs, 2H), δ 4.65 (t, J = 6.8 Hz, 2H), δ 3.19 (t, J = 7.8 Hz, 2H), δ 2.93 (s, 3H), δ
1.99 (m, 2H), δ 1.74 (m, 2H)

MS (CI) for $C_{15}H_{18}N_4O_2S$ m/z 319 (MH⁺), 239

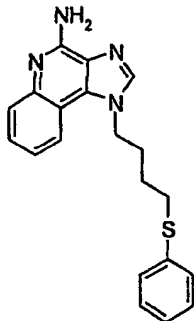
Example 9

25

1-[4-(phenylthio)butyl]-1*H*-imidazo[4,5-*c*]quinolin-4-amine

[0110]

30



35

40

Part A

45

[0111] Using the general method of Example 1 Part D, *N*-(4-[[*tert*-butyl(dimethyl)silyl]oxy]butyl)quinoline-3,4-diamine (101.21 g, 292.90 mmol) was cyclized to 1-(4-[[*tert*-butyl(dimethyl)silyl]oxy]butyl)-1*H*-imidazo[4,5-*c*]quinoline using triethyl orthoformate (65.11 g, 439.35 mmol). The product (75.0 g, 210.93 mmol) was isolated as a brown oil and used
50 without further purification.

50

Part B

[0112] Using the general method of Example 1 Part E, 1-(4-[[*tert*-butyl(dimethyl)silyl]oxy]butyl)-1*H*-imidazo[4,5-*c*]quinoline (42.2 g, 118.69 mmol) was oxidized to 1-(4-[[*tert*-butyl(dimethyl)silyl]oxy]butyl)-1*H*-imidazo[4,5-*c*]quinoline-
55 5*N*-oxide (44.10 g, 118.69 mmol) which was isolated without further purification as a tan solid.

EP 1 341 791 B1

Part C

[0113] Using the general method of Example 3 Part B, 1-(4-[[*tert*-butyl(dimethyl)silyloxy]butyl]-1*H*-imidazo[4,5-*c*]quinoline-5*N*-oxide (44.10 g, 118.69 mmol) was aminated to provide 1-(4-[[*tert*-butyl(dimethyl)silyloxy]butyl]-1*H*-imidazo[4,5-*c*]quinolin-4-amine. The material was triturated with ethyl ether and collected by filtration to afford the product (21.54 g, 58.12 mmol) as a light brown solid which was used without further purification.

Part D

[0114] Using the general method of Example 3 Part C, 1-(4-[[*tert*-butyl(dimethyl)silyloxy]butyl]-1*H*-imidazo[4,5-*c*]quinolin-4-amine (21.5 g, 58.02 mmol) was converted to 4-(4-amino-1*H*-imidazo[4,5-*c*]quinolin-1-yl)butan-1-ol. The material was triturated with cold methanol (0 °C) and collected by filtration to afford the product (13.92 g, 54.30 mmol) which was used without further purification. MS (CI) for C₁₄H₁₆N₄O *m/z* 257 (MH⁺), 185

Part E

[0115] Using the general method of Example 6 Part A, 4-(4-amino-1*H*-imidazo[4,5-*c*]quinolin-1-yl)butan-1-ol (5.0 g, 19.51 mmol) was chlorinated to provide 1-(4-chlorobutyl)-1*H*-imidazo[4,5-*c*]quinolin-4-amine (4.92 g, 17.91 mmol) which was isolated without further purification as an off-white solid.

Part F

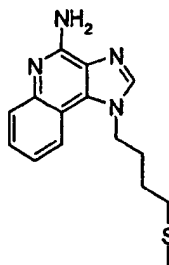
[0116] Using the general method of Example 6 Part B, except that the reaction temperature was lowered to 80 °C, 1-(4-chlorobutyl)-1*H*-imidazo[4,5-*c*]quinolin-4-amine (1.5 g, 5.46 mmol) was converted to 1-[4-(phenylthio)butyl]-1*H*-imidazo[4,5-*c*]quinolin-4-amine. The resulting solid (1.53 g) was dissolved in acetonitrile (90 mL) and brought to reflux. Activated charcoal (0.9 g) was added and the resulting mixture was heated at reflux for 5 minutes and then the charcoal was removed by filtration through fluted paper to provide a colorless solution. The title compound (0.86 g, 2.47 mmol) was isolated as white needles, m.p 158-160 °C.

Analysis. Calculated for C₂₀H₂₀N₄S: %C 68.94; %H, 5.79; %N, 16.08. Found: %C 68.70; %H, 5.74; %N, 16.08
¹H-NMR (300 MHz, DMSO) δ 8.18 (s, 1H), δ 8.05 (d, *J* = 8.3 Hz, 1H), δ 7.63 (d, *J* = 8.3 Hz, 1H), δ 7.45 (t, *J* = 8.3 Hz, 1H), δ 7.26 (m, 5H), δ 7.14-7.19 (m, 1H), δ 6.60 (bs, 2H), δ 4.62 (t, *J* = 6.8 Hz, 2H), δ 3.00 (t, *J* = 7.3 Hz, 2H), δ 2.00 (m, 2H), δ 1.61 (m, 2H)
 MS (CI) for C₂₀H₂₀N₄S *m/z* 349 (MH⁺), 185

Example 10

1-[4-(methylthio)butyl]-1*H*-imidazo[4,5-*c*]quinolin-4-amine

[0117]



Part A

[0118] Using the general method of Example 6 Part B, except that the reaction temperature was lowered to 80 °C, 1-(4-chlorobutyl)-1*H*-imidazo[4,5-*c*]quinolin-4-amine (1.5 g, 5.46 mmol) was converted to 1-[4-(methylthio)butyl]-1*H*-imidazo[4,5-*c*]quinolin-4-amine using sodium thiomethoxide (0.88 g, 12.56 mmol) in lieu of sodium benzenethiolate. The resulting solid (1.26 g) was dissolved in acetonitrile (40 mL) and brought to reflux. Activated charcoal (0.7 g) was

EP 1 341 791 B1

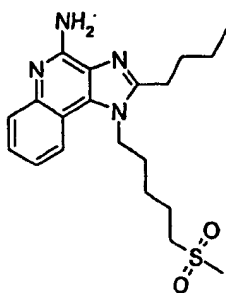
added, the resulting mixture was heated at reflux for 5 minutes and then the charcoal was removed by filtration through fluted paper to provide a colorless solution. The solution was concentrated under reduced pressure to give a solid that was recrystallized from acetonitrile. The title compound (0.66 g, 2.30 mmol) was isolated as white needles, m.p 163-164 °C.

5 Analysis. Calculated for $C_{15}H_{18}N_4S$: %C 62.91; %H, 6.34; %N, 19.56. Found: %C 62.70; %H, 6.19; %N, 19.45
 1H -NMR (300 MHz, DMSO) δ 8.21 (s, 1H), δ 8.06 (d, $J = 8.3$ Hz, 1H), δ 7.62 (d, $J = 8.3$ Hz, 1H), δ 7.44 (t, $J = 8.3$ Hz, 1H), δ 7.26 (t, $J = 8.3$ Hz, 1H), δ 6.59 (bs, 2H), δ 4.62 (t, $J = 7.6$ Hz, 2H), δ 2.50 (t, $J = 6.8$ Hz, 2H), δ 1.99 (s, 3H), δ 1.95 (p, $J = 7.3$ Hz, 2H), δ 1.59 (p, $J = 7.3$ Hz, 2H)
MS (CI) for $C_{15}H_{18}N_4S$ m/z 287 (MH^+), 185

10 Example 11

2-butyl-1-[5-(methylsulfonyl)pentyl]-1*H*-imidazo[4,5-*c*]quinolin-4-amine

15 [0119]



30 Part A

[0120] Using the general method of Example 1 Part A, 4-chloro-3-nitroquinoline (107.7 g, 525.87 mmol) was converted to 5-[(3-nitroquinolin-4-yl)amino]pentan-1-ol using 5-amino-1-pentanol (79.82 g, 788.81 mmol) in lieu of 4-amino-butanol. The product (117.22 g, 425.77 mmol) was used without further purification as a dark yellow solid. MS (CI) for $C_{14}H_{17}N_3O_3$ m/z 276 (MH^+), 224

35

Part B

[0121] A round bottom flask was charged with a magnetic stir bar, 5-[(3-nitroquinolin-4-yl)amino]pentan-1-ol (5.0 g, 18.16 mmol), and thionyl chloride (40.78 g, 0.34 mmol) under a nitrogen atmosphere. The reaction mixture was heated to 80 °C to give a homogeneous solution that was maintained at 80 °C for 1 hour at which time the starting material was completely consumed. The volatiles were removed under reduced pressure and the resulting oil stirred in water made basic (pH 10) with solid sodium carbonate. The resulting solid was collected by filtration to afford *N*-(5-chloropentyl)-3-nitroquinolin-4-amine (4.80 g, 16.34 mmol) which was used without further purification.

45

Part C

[0122] Using the general method of Example 6 Part B, except that the reaction temperature was lowered to 80 °C, *N*-(5-chloropentyl)-3-nitroquinolin-4-amine (4.75 g, 16.17 mmol) was converted to *N*-[5-(methylthio)pentyl]-3-nitroquinolin-4-amine using sodium thiomethoxide (1.43 g, 19.40 mmol) in lieu of sodium benzenethiolate. The product (3.28 g, 10.74 mmol) was isolated without further purification as a light yellow solid. MS (CI) for $C_{15}H_{19}N_3O_2S$ m/z 306 (MH^+), 272, 117

50

Part D

[0123] Using the general method of Example 1 Part C, *N*-[5-(methylthio)pentyl]-3-nitroquinolin-4-amine (3.20 g, 10.48 mmol) was reduced to *N*^H-[5-(methylthio)pentyl]quinoline-3,4-diamine (2.89 g, 10.48 mmol) which was isolated without further purification as a brown oil.

55

EP 1 341 791 B1

Part E

[0124] Using the general method of Example 1 Part D, *N*⁴-[5-(methylthio)pentyl]quinoline-3,4-diamine (2.89 g, 10.48 mmol) was cyclized to provide 2-butyl-1-[5-(methylthio)pentyl]-1*H*-imidazo[4,5-*c*]quinoline. The material was purified by chromatography over silica gel (ethyl acetate) to afford the product (2.10 g, 6.15 mmol) as a light brown oil.

Part F

[0125] A round bottom flask was charged with a magnetic stir bar, 2-butyl-1-[5-(methylthio)pentyl]-1*H*-imidazo[4,5-*c*]quinoline (2.1 g, 6.15 mmol) and chloroform (31 mL). Solid 3-chloroperbenzoic acid (4.41 g, 19.68 mmol) was added portion wise to the solution over 10 minutes and the reaction was stirred at ambient temperature for 30 minutes at which time the starting material was completely consumed. The solution was partitioned between chloroform and saturated aqueous sodium bicarbonate. The layers were separated. The organic layer was washed with saturated aqueous sodium bicarbonate and brine, dried over anhydrous sodium sulfate, filtered and then concentrated under reduced pressure to afford 2-butyl-1-[5-(methylsulfonyl)pentyl]-1*H*-imidazo[4,5-*c*]quinoline-5*N*-oxide (2.40 g, 6.15 mmol) as a tan solid. The material was used without further purification.

Part G

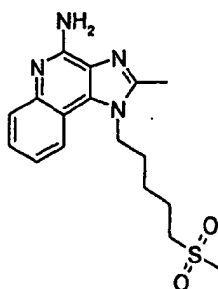
[0126] Using the general method of Example 3 Part B, 2-butyl-1-[5-(methylsulfonyl)pentyl]-1*H*-imidazo[4,5-*c*]quinoline-5*N*-oxide (2.40 g, 6.15 mmol) was aminated to provide 2-butyl-1-[5-(methylsulfonyl)pentyl]-1*H*-imidazo[4,5-*c*]quinolin-4-amine. The resulting solid (2.24 g) was dissolved in acetonitrile (40 mL) and brought to reflux. Activated charcoal (1 g) was added and the resulting mixture was heated at reflux for 5 minutes and then the charcoal was removed by filtration through fluted paper to provide a light brown solution. Upon cooling 2-butyl-1-[5-(methylsulfonyl)pentyl]-1*H*-imidazo[4,5-*c*]quinolin-4-amine (0.90 g, 2.32 mmol) was isolated as white needles, m.p. 173-175 °C.

Analysis. Calculated for C₂₀H₂₈N₄O₂S: %C 61.83; %H, 7.26; %N, 14.42. Found: %C 61.58; %H, 7.27; %N, 14.36
¹H-NMR (300 MHz, DMSO) δ 8.01 (d, J = 8.3 Hz, 1H), δ 7.61 (d, J = 8.3 Hz, 1H), δ 7.41 (t, J = 8.3 Hz, 1H), δ 7.26 (t, J = 8.3 Hz, 1H), δ 6.45 (bs, 2H), δ 4.51 (t, J = 7.6 Hz, 2H), δ 3.10 (t, J = 7.8 Hz, 2H), δ 2.92 (s, 3H), δ 2.92 (t, J = 7.3 Hz, 2H), δ 1.76 (m, 6H), δ 1.54 (m, 2H), δ 1.46 (sextet, J = 7.3 Hz, 2H), δ 0.99 (t, J = 7.3 Hz, 3H)
 MS (CI) for C₂₀H₂₈N₄O₂S m/z 389 (MH⁺)

Example 12

2-methyl-1-[5-(methylsulfonyl)pentyl]-1*H*-imidazo[4,5-*c*]quinolin-4-amine

[0127]



Part A

[0128] Using the general method of Example 1 Part D, *N*⁴-[5-(methylthio)pentyl]quinoline-3,4-diamine (4.53 g, 16.37 mmol) was cyclized to provide 2-methyl-1-[5-(methylthio)pentyl]-1*H*-imidazo[4,5-*c*]quinoline using 1,1,1-trimethoxyethane (2.95 g, 24.6 mmol) and pyridine hydrochloride (0.1 g). The material was triturated with ethyl ether and collected by filtration to afford the product (3.78 g, 12.62 mmol) as a light brown solid which was used without further purification.

Part B

[0129] Using the general method of Example 11 Part F, 2-methyl-1-[5-(methylthio)pentyl]-1*H*-imidazo[4,5-*c*]quinoline (3.78 g, 12.62 mmol) was oxidized to 2-methyl-1-[5-(methylsulfonyl)pentyl]-1*H*-imidazo[4,5-*c*]quinoline-5*N*-oxide (4.38 g, 12.62 mmol) which was isolated as a tan solid and used without purification.

Part C

[0130] Using the general method of Example 3 Part B, 2-methyl-1-[5-(methylsulfonyl)pentyl]-1*H*-imidazo[4,5-*c*]quinoline-5*N*-oxide (4.38 g, 12.62 mmol) was aminated to provide 2-methyl-1-[5-(methylsulfonyl)pentyl]-1*H*-imidazo[4,5-*c*]quinolin-4-amine. The resulting solid was triturated with acetonitrile and collected by filtration to afford the title compound (0.8 g, 2.31 mmol) as an off-white solid, m.p. 235-240 °C.

Analysis. Calculated for C₁₇H₂₂N₄O₂S: %C 58.94; %H, 6.40; %N, 16.17. Found: %C 58.77; %H, 6.34; %N, 16.39

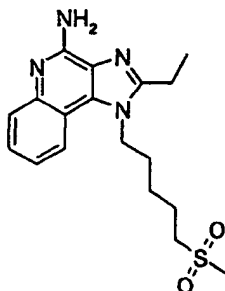
¹H-NMR (300 MHz, DMSO) δ 8.02 (d, J = 8.3 Hz, 1H), δ 7.60 (d, J = 8.3 Hz, 1H), δ 7.41 (t, J = 8.3 Hz, 1H), δ 7.25 (t, J = 8.3 Hz, 1H), δ 6.49 (bs, 2H), δ 4.50 (t, J = 7.3 Hz, 2H), δ 3.12 (t, J = 7.8 Hz, 2H), δ 2.92 (s, 3H), δ 2.61 (s, 3H), δ 1.86 (m, 2H), δ 1.74 (m, 2H), δ 1.53 (m, 2H)

MS (CI) for C₁₇H₂₂N₄O₂S m/z 347 (MH⁺), 267

Example 13

2-ethyl-1-[5-(methylsulfonyl)pentyl]-1*H*-imidazo[4,5-*c*]quinolin-4-amine

[0131]



Part A

[0132] Using the general method of Example 1 Part D, *N*⁴-[5-(methylthio)pentyl]quinoline-3,4-diamine (4.53 g, 16.37 mmol) was cyclized to 2-ethyl-1-[5-(methylthio)pentyl]-1*H*-imidazo[4,5-*c*]quinoline using triethyl orthopropionate (4.3 g, 24.56 mmol) and pyridine hydrochloride (0.1 g). The material was triturated with ethyl ether and collected by filtration to afford the product (3.25 g, 10.37 mmol) as an off-white powder which was used without further purification.

Part B

[0133] Using the general method of Example 11 Part F, 2-ethyl-1-[5-(methylthio)pentyl]-1*H*-imidazo[4,5-*c*]quinoline (3.25 g, 10.37 mmol) was oxidized to 2-ethyl-1-[5-(methylsulfonyl)pentyl]-1*H*-imidazo[4,5-*c*]quinoline-5*N*-oxide (3.75 g, 10.37 mmol) which was isolated as a tan solid and used without purification.

Part C

[0134] Using the general method of Example 3 Part B, 2-ethyl-1-[5-(methylsulfonyl)pentyl]-1*H*-imidazo[4,5-*c*]quinoline-5*N*-oxide (3.75 g, 10.37 mmol) was aminated to provide 2-ethyl-1-[5-(methylsulfonyl)pentyl]-1*H*-imidazo[4,5-*c*]quinolin-4-amine. The resulting solid was recrystallized sequentially from ethanol and acetonitrile to afford the title compound (1.4 g, 3.88 mmol) as off-white needles, m.p. 189-191 °C.

Analysis. Calculated for C₁₈H₂₄N₄O₂S: %C 59.98; %H, 6.71; %N, 15.54. Found: %C 59.71; %H, 6.68; %N, 15.64

¹H-NMR (300 MHz, DMSO) δ 8.01 (d, J = 8.3 Hz, 1H), δ 7.61 (d, J = 8.3 Hz, 1H), δ 7.42 (t, J = 8.3 Hz, 1H), δ 7.26 (t,

EP 1 341 791 B1

J = 8.3 Hz, 1H), δ 6.45 (bs, 2H), δ 4.50 (t, J = 7.6 Hz, 2H), δ 3.10 (t, J = 7.8 Hz, 2H), δ 2.95 (q, J = 7.3 Hz, 2H), δ 2.92 (s, 3H), δ 1.85 (m, 2H), δ 1.74 (m, 2H), δ 1.55 (m, 2H), δ 1.38 (t, J = 7.3 Hz, 3H)
MS (CI) for $C_{18}H_{24}N_4O_2S$ m/z 361 (MH⁺), 281

5 Example 14

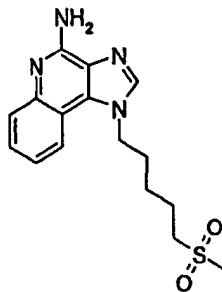
1-[5-(methylsulfonyl)pentyl]-1*H*-imidazo[4,5-*c*]quinolin-4-amine

[0135]

10

15

20



Part A

25

[0136] Using the general method of Example 1 Part D, *N*⁴-[5-(methylthio)pentyl]quinoline-3,4-diamine (4.53 g, 16.37 mmol) was cyclized to 1-[5-(methylthio)pentyl]-1*H*-imidazo[4,5-*c*]quinoline using triethyl orthoformate (3.64 g, 24.56 mmol) and pyridine hydrochloride (0.1 g). The product (4.05 g, 14.19 mmol) was isolated as a brown oil and used without further purification.

30

Part B

[0137] Using the general method of Example 11 Part F, 1-[5-(methylthio)pentyl]-1*H*-imidazo[4,5-*c*]quinoline (4.05 g, 14.19 mmol) was oxidized to 1-[5-(methylsulfonyl)pentyl]-1*H*-imidazo[4,5-*c*]quinoline-5*N*-oxide (4.73 g, 14.19 mmol) which was isolated as a tan solid and used without further purification.

35

Part C

[0138] Using the general method of Example 3 Part B, 1-[5-(methylsulfonyl)pentyl]-1*H*-imidazo[4,5-*c*]quinoline-5*N*-oxide (4.73 g, 14.19 mmol) was aminated to provide 1-[5-(methylsulfonyl)pentyl]-1*H*-imidazo[4,5-*c*]quinolin-4-amine. The material was purified by chromatography over silica gel (95/5 dichloromethane/methanol) to afford a light yellow solid. The solid was recrystallized from dimethyl formamide to give the title compound (0.43 g, 1.29 mmol) as a light yellow, granular solid, m.p. 199-201 °C.

40

Analysis. Calculated for $C_{16}H_{20}N_4O_2S$: %C 57.81; %H, 6.06; %N, 16.85. Found: %C 57.01; %H, 6.06; %N, 16.70
1*H*-NMR (300 MHz, DMSO) δ 8.20 (s, 1H), δ 8.04 (d, J = 8.3 Hz, 1H), δ 7.62 (d, J = 8.3 Hz, 1H), δ 7.44 (t, J = 8.3 Hz, 1H), δ 7.27 (t, J = 8.3 Hz, 1H), δ 6.57 (bs, 2H), δ 4.61 (t, J = 6.8 Hz, 2H), δ 3.09 (t, J = 7.8 Hz, 2H), δ 2.92 (s, 3H), δ 1.91 (p, J = 7.6 Hz, 2H), δ 1.73 (m, 2H), δ 1.45 (m, 2H)

45

MS (CI) for $C_{16}H_{20}N_4O_2S$ m/z 333 (MH⁺)

50

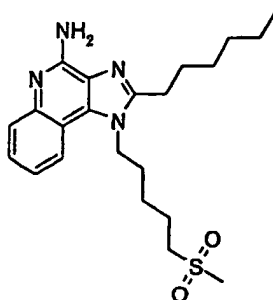
55

EP 1 341 791 B1

Example 15

2-hexyl-1-[5-(methylsulfonyl)pentyl]-1*H*-imidazo[4,5-*c*]quinolin-4-amine

5 [0139]



20 Part A

[0140] A round bottom flask was charged with a magnetic stir bar, *N*⁴-[5-(methylthio)pentyl]quinoline-3,4-diamine (3.17 g, 11.46 mmol) and anhydrous pyridine (46 mL) under a nitrogen atmosphere. The resulting homogeneous solution was cooled to 0 °C in an ice-water bath. To the cooled solution was added neat heptanoyl chloride (1.87 g, 12.61 mmol). The reaction was judged to be complete after stirring at ambient temperature for 1 hour. The volatiles were removed under reduced pressure and the resulting oil was partitioned between chloroform and water. The layers were separated. The organic layer was washed with saturated aqueous sodium bicarbonate and brine, dried over anhydrous sodium sulfate, filtered and then concentrated under reduced pressure to afford *N*-(4-[[5-(methylthio)pentyl]amino]quinolin-3-yl)heptanamide (4.44 g, 11.46 mmol) which was isolated as a brown oil and used without further purification.

30

Part B

[0141] A round bottom flask was charged with a magnetic stir bar, *N*-(4-[[5-(methylthio)pentyl]amino]quinolin-3-yl)heptanamide (4.44 g, 11.46 mmol), pyridine hydrochloride (0.13 g, 1.15 mmol), and anhydrous pyridine (50 mL) under a nitrogen atmosphere. The reaction was judged to be complete after stirring at reflux for 1.5 hours. The solution was cooled and partitioned between ethyl acetate and water. The layers were separated. The organic layer was washed with saturated aqueous sodium bicarbonate and brine, dried over anhydrous sodium sulfate, filtered and then concentrated under reduced pressure to afford 2-hexyl-1-[5-(methylthio)pentyl]-1*H*-imidazo[4,5-*c*]quinoline (4.0 g, 10.82 mmol) as a brown oil which was used without further purification.

40

Part C

[0142] Using the general method of Example 11 Part F, 2-hexyl-1-[5-(methylthio)pentyl]-1*H*-imidazo[4,5-*c*]quinoline (4.0 g, 10.82 mmol) was oxidized to 2-hexyl-1-[5-(methylsulfonyl)pentyl]-1*H*-imidazo[4,5-*c*]quinoline-5*N*-oxide (4.52 g, 10.82 mmol) which was isolated as a tan solid and used without further purification.

45

Part D

[0143] Using the general method of Example 3 Part B 2-hexyl-1-[5-(methylsulfonyl)pentyl]-1*H*-imidazo[4,5-*c*]quinoline-5*N*-oxide (4.0 g, 10.82 mmol) was aminated to provide 2-hexyl-1-[5-(methylsulfonyl)pentyl]-1*H*-imidazo[4,5-*c*]quinolin-4-amine. The material was recrystallized from acetonitrile to afford the title compound (2.25 g, 5.40 mmol) as off-white needles, m.p. 168-171 °C.

50

Analysis. Calculated for C₂₂H₃₂N₄O₂S: %C 63.43; %H, 7.74; %N, 13.45. Found: %C 63.06; %H, 7.66; %N, 13.81
¹H-NMR (300 MHz, DMSO) δ 8.01 (d, J = 8.3 Hz, 1H), δ 7.62 (d, J = 8.3 Hz, 1H), δ 7.42 (t, J = 8.3 Hz, 1H), δ 7.26 (t, J = 8.3 Hz, 1H), δ 6.51 (bs, 2H), δ 4.51 (t, J = 7.3 Hz, 2H), δ 3.10 (t, J = 7.8 Hz, 2H), δ 2.93 (s, 3H), δ 2.93 (t, J = 7.3 Hz, 2H), δ 1.71-1.87 (m, 6H), δ 1.54 (m, 2H), δ 1.44 (m, 2H), δ 1.33 (m, 4H), δ 0.89 (t, J = 7.3 Hz, 3H)
 MS (CI) for C₂₂H₃₂N₄O₂S m/z 417 (MH⁺), 337

55

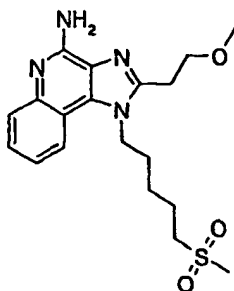
Example 16

2-(2-methoxyethyl)-1-[5-(methylsulfonyl)pentyl]-1*H*-imidazo[4,5-*c*]quinolin-4-amine

5 [0144]

10

15



20 Part A

[0145] A round bottom flask was charged with a magnetic stir bar, *N*⁴-[5-(methylthio)pentyl]quinoline-3,4-diamine (3.56 g, 12.93 mmol) and anhydrous pyridine (52 mL) under a nitrogen atmosphere. The resulting homogeneous solution was cooled to 0 °C in an ice-water bath. To the cooled solution was added neat 3-methoxypropionyl chloride (2.74 g, 22.36 mmol). After addition of the acid chloride, the reaction was heated to reflux for 14 hours at which time the acylated intermediate was completely consumed. The solution was cooled and then partitioned between chloroform and saturated aqueous ammonium chloride. The layers were separated. The organic layer was washed with saturated aqueous sodium bicarbonate, dried over anhydrous sodium sulfate, filtered and then concentrated under reduced pressure to afford 2-(2-methoxyethyl)-1-[5-(methylthio)pentyl]-1*H*-imidazo[4,5-*c*]quinoline (3.0 g, 8.73 mmol) which was isolated as a brown oil and used without further purification.

Part B

[0146] Using the general method of Example 11 Part F, 2-(2-methoxyethyl)-1-[5-(methylthio)pentyl]-1*H*-imidazo[4,5-*c*]quinoline (3.0 g, 8.73 mmol) was oxidized to 2-(2-methoxyethyl)-1-[5-(methylsulfonyl)pentyl]-1*H*-imidazo[4,5-*c*]quinoline-5*N*-oxide (3.41 g, 8.73 mmol) which was isolated as a tan solid and used without further purification.

Part C

[0147] Using the general method of Example 3 Part B, 2-(2-methoxyethyl)-1-[5-(methylsulfonyl)pentyl]-1*H*-imidazo[4,5-*c*]quinoline-5*N*-oxide (3.41 g, 8.73 mmol) was aminated to provide 2-(2-methoxyethyl)-1-[5-(methylsulfonyl)pentyl]-1*H*-imidazo[4,5-*c*]quinolin-4-amine. The resulting solid was purified by chromatography over silica gel (95/5 dichloromethane/methanol) to provide a gummy solid. The solid was recrystallized from acetonitrile to give the title compound (0.54 g, 1.38 mmol) as an off-white powder, m.p. 158-160 °C.

45 Analysis. Calculated for C₁₉H₂₆N₄O₃S: %C 58.44; %H, 6.71; %N, 14.35. Found: %C 58.24; %H, 6.76; %N, 14.70
¹H-NMR (300 MHz, DMSO) δ 8.02 (d, J = 8.3 Hz, 1H), δ 7.62 (d, J = 8.3 Hz, 1H), δ 7.42 (t, J = 8.3 Hz, 1H), δ 7.26 (t, J = 8.3 Hz, 1H), δ 6.50 (bs, 2H), δ 4.53 (t, J = 7.6 Hz, 2H), δ 3.83 (t, J = 6.8 Hz, 2H), δ 3.30 (s, 3H), δ 3.19 (t, J = 6.8 Hz, 2H), δ 3.11 (t, J = 7.8 Hz, 2H), δ 2.93 (s, 3H), δ 1.85 (m, 2H), δ 1.76 (m, 2H), δ 1.57 (m, 2H)
 MS (CI) for C₁₉H₂₆N₄O₃S m/z 391 (MH⁺), 359

50

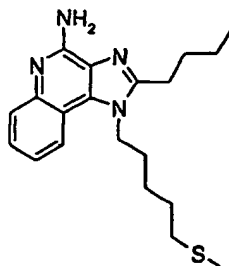
55

Example 17

2-butyl-1-[5-(methylthio)pentyl]-1*H*-imidazo[4,5-*c*]quinolin-4-amine

5 [0148]

10



15

Part A

20

[0149] Using the general method of Example 1 Part C, *N*-(5-chloropentyl)-3-nitroquinolin-4-amine (2.0 g, 6.80 mmol) was reduced to provide *N*-(5-chloropentyl)quinoline-3,4-diamine (1.79 g, 6.80 mmol) which was isolated as a brown oil and used without further purification.

25

Part B

30

[0150] Using the general method of Example 1 Part D, *N*-(5-chloropentyl)quinoline-3,4-diamine (1.79 g, 6.80 mmol) was cyclized to 2-butyl-1-(5-chloropentyl)-1*H*-imidazo[4,5-*c*]quinoline using trimethyl orthoacetate (2.55 g, 15.72 mmol) and pyridine hydrochloride (0.079 g). The product (1.95 g, 5.91 mmol) was isolated as an off-white solid and used without further purification.

35

Part C

[0151] Using the general method of Example 1 Part E, 2-butyl-1-(5-chloropentyl)-1*H*-imidazo[4,5-*c*]quinoline (1.95 g, 5.91 mmol) was oxidized to 2-butyl-1-(5-chloropentyl)-1*H*-imidazo[4,5-*c*]quinoline-5*N*-oxide (2.04 g, 5.91 mmol) which was isolated as a tan solid and used without further purification.

40

Part D

[0152] Using the general method of Example 3 Part B, 2-butyl-1-(5-chloropentyl)-1*H*-imidazo[4,5-*c*]quinoline-5*N*-oxide (2.04 g, 5.91 mmol) was aminated to provide 2-butyl-1-(5-chloropentyl)-1*H*-imidazo[4,5-*c*]quinolin-4-amine. The resulting solid was recrystallized from ethanol to afford the product (0.85 g, 2.46 mmol) as a fine white powder, m.p. 144-146 °C.

45

Analysis. Calculated for $C_{19}H_{25}ClN_4$: %C 66.17; %H, 7.31; %N, 16.24. Found: %C 66.44; %H, 7.55; %N, 16.29
MS (CI) for $C_{19}H_{25}ClN_4$ m/z 345 (MH⁺), 309

50

Part E

[0153] Using the general method of Example 6 Part B, except that the reaction temperature was lowered to 80 °C, 2-butyl-1-(5-chloropentyl)-1*H*-imidazo[4,5-*c*]quinolin-4-amine (2.0 g, 5.80 mmol) was converted to 2-butyl-1-[5-(methylthio)pentyl]-1*H*-imidazo[4,5-*c*]quinolin-4-amine using sodium thiomethoxide (0.68 g, 8.70 mmol) in lieu of sodium benzenethiolate. The resulting solid was partitioned between chloroform and saturated aqueous sodium bicarbonate. The layers were separated. The organic layer was washed with brine, dried over anhydrous sodium sulfate, filtered and then concentrated under reduced pressure to afford a white solid. The material was recrystallized from acetonitrile to give the title compound (1.91 g, 5.36 mmol) as a fine white solid, m.p. 112-114 °C.

55

Analysis. Calculated for $C_{20}H_{28}N_4S$: %C 67.38; %H, 7.92; %N, 15.71. Found: %C 67.26; %H, 8.08; %N, 15.74
¹H-NMR (300 MHz, DMSO) δ 8.01 (d, *J* = 8.3 Hz, 1H), δ 7.61 (d, *J* = 8.3 Hz, 1H), δ 7.41 (t, *J* = 8.3 Hz, 1H), δ 7.25 (t, *J* = 8.3 Hz, 1H), δ 6.45 (bs, 2H), δ 4.50 (t, *J* = 7.8 Hz, 2H), δ 2.92 (t, *J* = 7.6 Hz, 2H), δ 2.46 (t, *J* = 7.3 Hz, 2H), δ 2.01

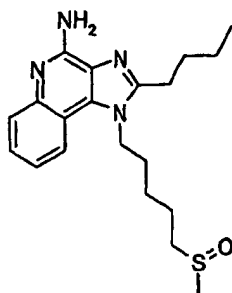
EP 1 341 791 B1

(s, 3H), δ 1.80 (m, 4H), δ 1.42-1.61 (m, 6H), δ 0.96 (t, $J = 7.3$ Hz, 3H)
MS (CI) for $C_{20}H_{28}N_4S$ m/z 357 (MH^+), 309

Example 18

2-butyl-1-[5-(methylsulfinyl)pentyl]-1*H*-imidazo[4,5-*c*]quinolin-4-amine

[0154]

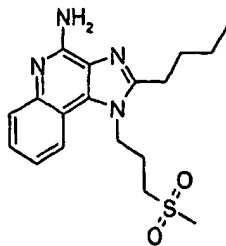


[0155] A round bottom flask was charged with a magnetic stir bar, 2-butyl-1-[5-(methylthio)pentyl]-1*H*-imidazo[4,5-*c*]quinolin-4-amine (1.0 g, 2.80 mmol) and chloroform (14 mL). Solid 3-chloroperbenzoic acid (0.69 g, 3.09 mmol) was added portion wise over 5 minutes and the reaction was stirred at ambient temperature for 20 minutes at which time the starting material was completely consumed. The solution was partitioned between chloroform and saturated aqueous sodium bicarbonate. The layers were separated. The organic layer was washed with saturated aqueous sodium bicarbonate and brine, dried over anhydrous sodium sulfate, filtered and then concentrated under reduced pressure to afford an off-white solid which was shown by 1H -NMR to be the 3-chlorobenzoic acid salt of the desired product. The solid was stirred in water and then made basic (pH 10) by addition of solid sodium carbonate. The resulting free base was collected by filtration to provide a white solid which was recrystallized from acetonitrile to give 2-butyl-1-[5-(methylsulfinyl)pentyl]-1*H*-imidazo[4,5-*c*]quinolin-4-amine (0.40 g, 1.07 mmol) as a white powder, m.p. 119-121 °C. Analysis. Calculated for $C_{20}H_{28}N_4OS (H_2O)_1$: %C 61.51; %H, 7.74; %N, 14.35. Found: %C 61.64; %H, 7.82; %N, 14.32
 1H -NMR (300 MHz, DMSO) δ 8.01 (d, $J = 8.3$ Hz, 1H), δ 7.60 (d, $J = 8.3$ Hz, 1H), δ 7.41 (t, $J = 8.3$ Hz, 1H), δ 7.26 (t, $J = 8.3$ Hz, 1H), δ 6.44 (bs, 2H), δ 4.51 (t, $J = 7.6$ Hz, 2H), δ 2.92 (t, $J = 7.8$ Hz, 2H), δ 2.57-2.74 (m, 2H), δ 2.50 (s, 3H), δ 1.80 (m, 4H), δ 1.66 (m, 2H), δ 1.55 (m, 2H), δ 1.48 (m, 2H), δ 0.96 (t, $J = 7.3$ Hz, 3H)
MS (CI) for $C_{20}H_{28}N_4OS (H_2O)_1$ m/z 373 (MH^+), 309, 253

Example 19

2-butyl-1-[3-(methylsulfonyl)propyl]-1*H*-imidazo[4,5-*c*]quinolin-4-amine

[0156]



EP 1 341 791 B1

Part A

[0157] A round bottom flask was charged with a magnetic stir bar, 3-[(3-nitroquinolin-4-yl)amino]propan-1-ol (20.75 g, 83.93 mmol), thionyl chloride (15.0 g, 125.89 mmol), and dichloromethane (420 mL). The bright yellow, homogeneous solution was stirred at ambient temperature for 2 hours at which time the starting material was completely consumed. The volatiles were removed under reduced pressure and the resulting solid stirred in water (400 mL) made basic (pH 10) with solid sodium carbonate. A bright yellow solid was collected by filtration to afford *N*-(3-chloropropyl)-3-nitroquinolin-4-amine (21.63 g, 81.41 mmol) which was used without further purification.

Part B

[0158] Using the general method of Example 1 Part C, *N*-(3-chloropropyl)-3-nitroquinolin-4-amine (10.0 g, 37.63 mmol) was reduced to provide *N*-(3-chloropropyl)quinoline-3,4-diamine (8.87 g, 37.63 mmol) which was isolated as a brown oil and used without further purification.

Part C

[0159] Using the general method of Example 1 Part D, *N*-(3-chloropropyl)quinoline-3,4-diamine (8.87 g, 37.63 mmol) was cyclized to provide 2-butyl-1-(3-chloropropyl)-1*H*-imidazo[4,5-*c*]quinoline using trimethyl orthoacetate (7.33 g, 45.16 mmol) and pyridine hydrochloride (0.43 g). The resulting solid was triturated with ethyl ether and collected by filtration to afford the product (9.00 g, 29.82 mmol) as an off-white solid. The material was used without further purification.

Part D

[0160] Using the general method of Example 1 Part E, 2-butyl-1-(3-chloropropyl)-1*H*-imidazo[4,5-*c*]quinoline (9.0 g, 29.82 mmol) was oxidized to 2-butyl-1-(3-chloropropyl)-1*H*-imidazo[4,5-*c*]quinoline-5*N*-oxide (9.48 g, 29.82 mmol) which was isolated as a tan solid and used without purification.

Part E

[0161] Using the general method of Example 3 Part B, 2-butyl-1-(3-chloropropyl)-1*H*-imidazo[4,5-*c*]quinoline-5*N*-oxide (9.48 g, 29.82 mmol) was aminated to provide 2-butyl-1-(3-chloropropyl)-1*H*-imidazo[4,5-*c*]quinolin-4-amine. The resulting solid was purified by chromatography over silica gel (95/5 dichloromethane/methanol) to provide the product (6.4 g, 20.20 mmol) as a tan solid.

Part F

[0162] Using the general method of Example 6 Part B, except that the reaction temperature was lowered to 80 °C, 2-butyl-1-(3-chloropropyl)-1*H*-imidazo[4,5-*c*]quinolin-4-amine (2.0 g, 6.31 mmol) was converted to 2-butyl-1-[3-(methylthio)propyl]-1*H*-imidazo[4,5-*c*]quinolin-4-amine using sodium thiomethoxide (0.74 g, 9.47 mmol) in lieu of sodium benzenethiolate. The resulting solid was partitioned between chloroform and saturated aqueous sodium bicarbonate. The layers were separated. The organic layer was washed with brine, dried over anhydrous sodium sulfate, filtered and then concentrated under reduced pressure to afford the title compound (2.0 g, 6.09 mmol) as a white solid. The material was used without further purification.

Part G

[0163] Using the general method of Example 5 Part A, 2-butyl-1-[3-(methylthio)propyl]-1*H*-imidazo[4,5-*c*]quinolin-4-amine (2.0 g, 6.09 mmol) was oxidized to 2-butyl-1-[3-(methylsulfonyl)propyl]-1*H*-imidazo[4,5-*c*]quinolin-4-amine. The resulting solid was triturated with methanol and collected by filtration to afford the title compound (0.96 g, 2.66 mmol) as an off-white powder, m.p. 233-236 °C.

Analysis. Calculated for C₁₈H₂₄N₄O₂S: %C 59.98; %H, 6.71; %N, 15.54. Found: %C 59.71; %H, 6.65; %N, 15.43
1*H*-NMR (300 MHz, DMSO) δ 8.10 (d, J = 8.3 Hz, 1H), δ 7.61 (d, J = 8.3 Hz, 1H), δ 7.42 (t, J = 8.3 Hz, 1H), δ 7.25 (t, J = 8.3 Hz, 1H), δ 6.47 (bs, 2H), δ 4.66 (t, J = 7.8 Hz, 2H), δ 3.40 (t, J = 7.3 Hz, 2H), δ 3.01 (s, 3H), δ 2.94 (t, J = 7.8 Hz, 2H), δ 2.22 (m, 2H), δ 1.80 (m, 2H), δ 1.46 (sextet, J = 7.3 Hz, 2H), δ 0.96 (t, J = 7.3 Hz, 3H)

MS (CI) for C₁₈H₂₄N₄O₂S m/z 361 (MH⁺), 281, 235

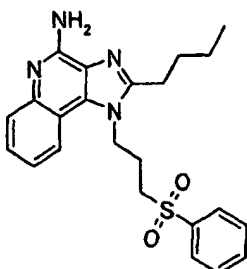
Example 20

2-butyl-1-[3-(phenylsulfonyl)propyl]-1*H*-imidazo[4,5-*c*]quinolin-4-amine

5 [0164]

10

15



20 Part A

20

[0165] A round bottom flask was charged with a magnetic stir bar, benzenethiol (0.68 g, 6.21 mmol), sodium hydride (0.25 g, 60% dispersion, 6.21 mmol), and anhydrous dimethyl formamide (28 mL) under a nitrogen atmosphere. After the reaction mixture had stirred at ambient temperature for 30 minutes, 2-butyl-1-(3-chloropropyl)-1*H*-imidazo[4,5-*c*]quinolin-4-amine (1.64 g, 5.18 mmol) was added and the resulting cloudy solution was heated to 80 °C and maintained at 80 °C for 2.5 hours at which time the starting material was completely consumed. The hot solution was poured into rapidly stirred water (200 mL). The resulting mixture was extracted with chloroform (2x). The combined organic layers were washed with saturated aqueous sodium bicarbonate and brine, dried over anhydrous sodium sulfate, filtered and then concentrated under reduced pressure to afford a light yellow oil. The material was purified by chromatography over silica gel (95/5 dichloromethane/methanol) to provide 2-butyl-1-[3-(phenylthio)propyl]-1*H*-imidazo[4,5-*c*]quinolin-4-amine (1.38 g, 3.53 mmol) as a white solid.

30

Part B

[0166] Using the general method of Example 5 Part A, 2-butyl-1-[3-(phenylthio)propyl]-1*H*-imidazo[4,5-*c*]quinolin-4-amine (1.38 g, 3.53 mmol) was oxidized to 2-butyl-1-[3-(phenylsulfonyl)propyl]-1*H*-imidazo[4,5-*c*]quinolin-4-amine. The resulting solid was recrystallized from ethanol to provide the title compound (0.85 g, 2.01 mmol) as an off-white powder, m.p. 224-227 °C.

35

Analysis. Calculated for C₂₃H₂₆N₄O₂S: %C 65.38; %H, 6.20; %N, 13.26. Found: %C 65.25; %H, 6.23; %N, 13.20
¹H-NMR (300 MHz, DMSO) δ 7.96 (d, J = 8.3 Hz, 1H), δ 7.89 (m, 2H), δ 7.73 (m, 1H), δ 7.63 (m, 3H), δ 7.40 (t, J = 8.3 Hz, 1H), δ 7.17 (t, J = 8.3 Hz, 1H), δ 6.46 (bs, 2H), δ 4.60 (t, J = 7.8 Hz, 2H), δ 3.66 (t, J = 7.3 Hz, 2H), δ 2.86 (t, J = 7.8 Hz, 2H), δ 2.04 (m, 2H), δ 1.73 (p, J = 7.6 Hz, 2H), δ 1.39 (sextet, J = 7.3 Hz, 2H), δ 0.92 (t, J = 7.3 Hz, 3H)
 MS (CI) for C₂₃H₂₆N₄O₂S m/z 423 (MH⁺), 322, 281

40

CYTOKINE INDUCTION IN HUMAN CELLS

45

[0167] An in vitro human blood cell system is used to assess cytokine induction. Activity is based on the measurement of interferon and tumor necrosis factor (α) (IFN and TNF, respectively) secreted into culture media as described by Testerman et. al. In "Cytokine Induction by the Immunomodulators Imiquimod and S-27609", Journal of Leukocyte Biology, **58**, 365-372 (September, 1995).

50

Blood Cell Preparation for Culture

[0168] Whole blood from healthy human donors is collected by venipuncture into EDTA vacutainer tubes. Peripheral blood mononuclear cells (PBMCs) are separated from whole blood by density gradient centrifugation using Histo-paque®-1077. The PBMCs are washed twice with Hank's Balanced Salts Solution and then are suspended at 3-4 x 10⁶ cells/mL in RPMI complete. The PBMC suspension is added to 48 well flat bottom sterile tissue culture plates (Costar, Cambridge, MA or Becton Dickinson Labware, Lincoln Park, NJ) containing an equal volume of RPMI complete media containing test compound.

55

EP 1 341 791 B1

Compound Preparation

5 [0169] The compounds are solubilized in dimethyl sulfoxide (DMSO). The DMSO concentration should not exceed a final concentration of 1% for addition to the culture wells. The compounds are generally tested initially at concentrations ranging from 0.12 to 30 μM . Compounds showing activity at 0.12 μM may then be tested at lower concentrations.

Incubation

10 [0170] The solution of test compound is added at 60 μM to the first well containing RPMI complete and serial 3 fold dilutions are made in the wells. The PBMC suspension is then added to the wells in an equal volume, bringing the test compound concentrations to the desired range (0.12 to 30 μM). The final concentration of PBMC suspension is $1.5\text{-}2 \times 10^6$ cells/mL. The plates are covered with sterile plastic lids, mixed gently and then incubated for 18 to 24 hours at 37°C in a 5% carbon dioxide atmosphere.

Separation

15 [0171] Following incubation the plates are centrifuged for 5-10 minutes at 1000 rpm (~200 x g) at 4°C. The cell-free culture supernatant is removed with a sterile polypropylene pipet and transferred to sterile polypropylene tubes. Samples are maintained at -30 to -70°C until analysis. The samples are analyzed for interferon (α) and for tumor necrosis factor (α) by ELISA

Interferon (α) and Tumor Necrosis Factor (α) Analysis by ELISA

25 [0172] Interferon (α) concentration is determined by ELISA using a Human Multi-Species kit from PBL Biomedical Laboratories, New Brunswick, NJ. Results are expressed in pg/mL.

[0173] Tumor necrosis factor (α) (TNF) concentration is determined using ELISA kits available from Genzyme, Cambridge, MA; R&D Systems, Minneapolis, MN; or Phanningen, San Diego, CA. Results are expressed in pg/mL.

30 [0174] The table below lists the lowest concentration found to induce interferon and the lowest concentration found to induce tumor necrosis factor for each compound. A "*" indicates that no induction was seen at any of the tested concentrations (0.12, 0.37, 1.11, 3.33, 10 and 30 μM).

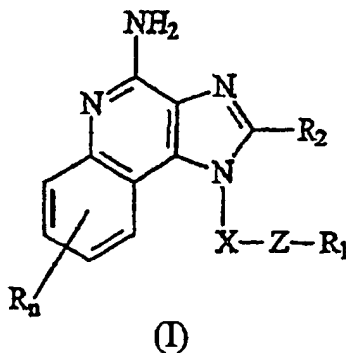
Cytokine Induction in Human Cells		
Example Number	Lowest Effective Concentration (μM)	
	Interferon	Tumor Necrosis Factor
1	0.12	0.12
2	0.12	0.37
3	0.04	0.12
4	0.01	0.01
5	0.01	0.04
6	3.33	10
7	3.33	10
8	10	*
9	3.33	3.33
10	1.11	1.11
11	0.01	0.12
12	0.12	10
13	0.12	3.33
14	3.33	10
15	0.04	*

(continued)

Cytokine Induction in Human Cells		
Example Number	Lowest Effective Concentration (μM)	
	Interferon	Tumor Necrosis Factor
16	0.01	0.04
17	0.01	0.04
18	0.01	0.12
19	0.04	0.37
20	0.04	0.37

Claims

1. A compound of the formula (I):



wherein:

X is $-\text{CHR}_3-$, $-\text{CHR}_3-\text{C}_{1-20}\text{-alkylene-}$, or $-\text{CHR}_3-\text{C}_{2-20}\text{-alkenylene-}$;

Z is $-\text{S}-$, $-\text{SO}-$, or $-\text{SO}_2-$;

R_1 is selected from the group consisting of:

- C_{1-20} -alkyl;
- aryl;
- heteroaryl;
- heterocyclyl;
- C_{2-20} -alkenyl;
- R_4 -aryl;
- R_4 -heteroaryl; and
- R_4 -heterocyclyl;

R_2 is selected from the group consisting of:

- hydrogen;
- C_{1-20} -alkyl;
- C_{2-20} -alkenyl;
- aryl;
- heteroaryl;
- heterocyclyl;
- C_{1-20} -alkylene-Y- C_{1-20} -alkyl;

- C₁₋₂₀-alkylene-Y-C₂₋₂₀-alkenyl;
- C₁₋₂₀-alkylene-Y-aryl; and
- C₁₋₂₀-alkyl or C₂₋₂₀-alkenyl substituted by one or more substituents selected from the group consisting of:

- 5 -OH;
- halogen;
- N(R₃)₂;
- CO-N(R₃)₂;
- CO-C₁₋₁₀ alkyl;
- 10 -CO-O-C₁₋₁₀ alkyl;
- N₃;
- aryl;
- heteroaryl;
- heterocyclyl;
- 15 -CO-aryl; and
- CO-heteroaryl;

each R₃ is independently H or C₁₋₁₀ alkyl;

each R₄ is independently C₁₋₂₀-alkylene or C₂₋₂₀-alkenylene;

20 each Y is independently -O- or -S(O)₀₋₂;

n is 0 to 4; and

each R present is independently selected from the group consisting of C₁₋₁₀ alkyl, C₁₋₁₀ alkoxy, hydroxy, halogen and trifluoromethyl;

25 or a pharmaceutically acceptable salt thereof,

wherein aryl, heteroaryl, and heterocyclyl groups can be unsubstituted or substituted by one or more substituents independently selected from the group consisting of C₁₋₂₀-alkyl, C₁₋₂₀-alkoxy, C₁₋₂₀-alkylthio, halo-C₁₋₂₀-alkyl, halo-C₁₋₂₀-alkoxy, halo-C₁₋₂₀-alkylthio, halogen, nitro, hydroxy, mercapto, cyano, carboxy, formyl, aryl, aryloxy, arylthio, aryl-C₁₋₂₀-alkoxy, aryl-C₁₋₂₀-alkylthio, heteroaryl, heteroaryloxy, heteroarylthio, heteroaryl-C₁₋₂₀-alkoxy, heteroaryl-C₁₋₂₀-alkylthio, amino, C₁₋₂₀-alkylamino, di-C₁₋₂₀-alkylamino, heterocyclyl, heterocycloalkyl, C₁₋₂₀-alkylcarbonyl, C₁₋₂₀-alkenylcarbonyl, C₁₋₂₀-alkoxycarbonyl, halo-C₁₋₂₀-alkylcarbonyl, halo-C₁₋₂₀-alkoxycarbonyl, C₁₋₂₀-alkylthiocarbonyl, arylcarbonyl, heteroarylcarbonyl, aryloxycarbonyl, heteroaryloxycarbonyl, arylthiocarbonyl, heteroarylthiocarbonyl, C₁₋₂₀-alkanoyloxy, C₁₋₂₀-alkanoylthio, C₁₋₂₀-alkanoylamino, arylcarbonyloxy, arylcarbonylthio, C₁₋₂₀-alkylaminosulfonyl, C₁₋₂₀-alkylsulfonyl, arylsulfonyl, heteroarylsulfonyl, arylidiazinyl, C₁₋₂₀-alkylsulfonylamino, arylsulfonylamino, aryl-C₁₋₂₀-alkylsulfonylamino, C₁₋₂₀-alkylcarbonylamino, C₂₋₂₀-alkenylcarbonylamino, aryl-C₁₋₂₀-carbonylamino, aryl-C₁₋₂₀-alkylcarbonylamino, heteroarylcarbonylamino, heteroaryl-C₁₋₂₀-alkylcarbonylamino, C₁₋₂₀-alkylsulfonylamino, C₂₋₂₀-alkenylsulfonylamino, arylsulfonylamino, aryl-C₁₋₂₀-alkylsulfonylamino, heteroarylsulfonylamino, heteroaryl-C₁₋₂₀-alkylsulfonylamino, C₁₋₂₀-alkylaminocarbonylamino, C₂₋₂₀-alkenylaminocarbonylamino, arylaminocarbonylamino, aryl-C₁₋₂₀-alkylaminocarbonylamino, heteroarylaminocarbonylamino, heteroaryl-C₁₋₂₀-alkylcarbonylamino, and, in the case of heterocyclyl, oxo, and wherein the alkyl and alkenyl portions of —X- groups can be unsubstituted or substituted by one or more substituents, which substituents are selected from the groups consisting of C₁₋₂₀-alkyl, C₂₋₂₀-alkenyl, aryl, heteroaryl, heterocyclyl, aryl-C₁₋₂₀-alkyl, heteroaryl-C₁₋₂₀-alkyl, and heterocyclyl-C₁₋₂₀-alkyl, with the proviso that the aryl groups as described above are selected from the group consisting of phenyl, naphthyl, biphenyl, fluorenyl and indenyl, and

45 with the further proviso that the heteroaryl groups as described above are selected from the group consisting of furyl, thienyl, pyridyl, quinolyl, isoquinolyl, indolyl, isoindolyl, triazolyl, pyrrolyl, tetrazolyl, imidazolyl, pyrazolyl, oxazolyl, thiazolyl, benzofuranyl, benzothiophenyl, carbazolyl, benzoxazolyl, pyrimidinyl, benzimidazolyl, quinoxalyl, benzothiazolyl, naphthyridinyl, isoxazolyl, isothiazolyl, purinyl and quinazolyl, and

50 with the further proviso that the heterocyclyl groups as described above are selected from fully saturated or partially unsaturated derivatives of the above mentioned heteroaryl groups, including pyrrolidinyl, tetrahydrofuranyl, morpholinyl, thiomorpholinyl, piperidinyl, piperazinyl, thiazolidinyl, imidazolidinyl or isothiazolidinyl.

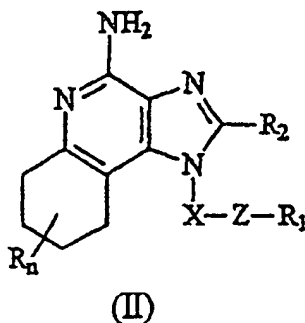
- 2. A compound of claim 1 wherein Z is -S- or -SO₂-.
- 55 3. A compound of claim 1 wherein R₁ is -C₁₋₂₀-alkyl, -aryl, or heteroaryl.
- 4. A compound of claim 1 wherein X is -(CH₂)₂₋₆-.

5. A compound selected from the group consisting of:

- 2-butyl-1-[4-(phenylthio)butyl]-1*H*-imidazo[4,5-*c*]quinolin-4-amine;
 2-butyl-1-[2-(phenylthio)ethyl]-6,7,8,9-tetrahydro-1*H*-imidazo[4,5-*c*]quinolin-4-amine;
 2-butyl-1-[4-(phenylsulfonyl)butyl]-1*H*-imidazo[4,5-*c*]quinolin-4-amine;
 2-butyl-1-[4-(methylthio)butyl]-1*H*-imidazo[4,5-*c*]quinolin-4-amine;
 2-butyl-1-[4-(methylsulfonyl)butyl]-1*H*-imidazo[4,5-*c*]quinolin-4-amine;
 1-[2-(phenylthio)ethyl]-1*H*-imidazo[4,5-*c*]quinolin-4-amine;
 1-[4-(phenylsulfonyl)butyl]-1*H*-imidazo[4,5-*c*]quinolin-4-amine;
 1-[4-(methylsulfonyl)butyl]-1*H*-imidazo[4,5-*c*]quinolin-4-amine;
 1-[4-(phenylthio)butyl]-1*H*-imidazo[4,5-*c*]quinolin-4-amine;
 1-[4-(methylthio)butyl]-1*H*-imidazo[4,5-*c*]quinolin-4-amine;
 2-butyl-1-[5-(methylsulfonyl)pentyl]-1*H*-imidazo[4,5-*c*]quinolin-4-amine;
 2-methyl-1-[5-(methylsulfonyl)pentyl]-1*H*-imidazo[4,5-*c*]quinolin-4-amine;
 2-ethyl-1-[5-(methylsulfonyl)pentyl]-1*H*-imidazo[4,5-*c*]quinolin-4-amine;
 1-[5-(methylsulfonyl)pentyl]-1*H*-imidazo[4,5-*c*]quinolin-4-amine;
 2-hexyl-1-[5-(methylsulfonyl)pentyl]-1*H*-imidazo[4,5-*c*]quinolin-4-amine;
 2-(2-methoxyethyl)-1-[5-(methylsulfonyl)pentyl]-1*H*-imidazo[4,5-*c*]quinolin-4-amine;
 2-butyl-1-[5-(methylthio)pentyl]-1*H*-imidazo[4,5-*c*]quinolin-4-amine;
 2-butyl-1-[5-(methylsulfinyl)pentyl]-1*H*-imidazo[4,5-*c*]quinolin-4-amine;
 2-butyl-1-[3-(methylsulfonyl)propyl]-1*H*-imidazo[4,5-*c*]quinolin-4-amine; and
 2-butyl-1-[3-(phenylsulfonyl)propyl]-1*H*-imidazo[4,5-*c*]quinolin-4-amine;

or a pharmaceutically acceptable salt thereof.

6. A compound of the formula (II)



wherein:

X is $-\text{CHR}_3-$, $-\text{CHR}_3-\text{C}_{1-20}$ -alkylene-, or $-\text{CHR}_3-\text{C}_{2-20}$ -alkenylene;

Z is $-\text{S}-$, $-\text{SO}-$, or $-\text{SO}_2-$;

R_1 is selected from the group consisting of:

- $-\text{C}_{1-20}$ -alkyl;
 -aryl;
 -heteroaryl;
 -heterocyclyl;
 $-\text{C}_{2-20}$ -alkenyl;
 $-\text{R}_4$ -aryl;
 $-\text{R}_4$ -heteroaryl; and
 $-\text{R}_4$ -heterocyclyl;

R_2 is selected from the group consisting of:

- hydrogen;
- C_{1-20} -alkyl;
- C_{2-20} -alkenyl;
- aryl;
- heteroaryl;
- heterocyclyl;
- C_{1-20} -alkylene-Y- C_{2-20} -alkyl;
- C_{1-20} -alkylene-Y- C_{2-20} -alkenyl;
- C_{1-20} -alkylene-Y-aryl; and
- C_{1-20} -alkyl or C_{2-20} -alkenyl substituted by one or more substituent selected from the group consisting of:
 - OH;
 - halogen;
 - $N(R_3)_2$;
 - CO- $N(R_3)_2$;
 - CO- C_{1-10} alkyl;
 - CO-O- C_{1-10} alkyl;
 - N_3 ;
 - aryl;
 - heteroaryl;
 - heterocyclyl;
 - CO-aryl; and
 - CO-heteroaryl;

each R_3 is independently H or C_{1-10} alkyl;

each R_4 is independently C_{1-20} -alkylene or C_{2-20} -alkenylene;

each Y is independently -O- or -S(O)₀₋₂-;

n is 0 to 4; and

each R present is independently selected from the group consisting of C_{1-10} alkyl, C_{1-10} alkoxy, hydroxy, halogen and trifluoromethyl;

or a pharmaceutically acceptable salt thereof,

wherein aryl, heteroaryl, and heterocyclyl groups can be unsubstituted or substituted by one or more substituents independently selected from the group consisting of C_{1-20} -alkyl, C_{1-20} -alkoxy, C_{1-20} -alkylthio, halo- C_{1-20} -alkyl, halo- C_{1-20} -alkoxy, halo- C_{1-20} -alkylthio, halogen, nitro, hydroxy, mercapto, cyano, carboxy, formyl, aryl, aryloxy, arylthio, aryl- C_{1-20} -alkoxy, aryl- C_{1-20} -alkylthio, heteroaryl, heteroaryloxy, heteroaryl- C_{1-20} -alkoxy, heteroaryl- C_{1-20} -alkylthio, amino, C_{1-20} -alkylamino, di- C_{1-20} -alkylamino, heterocyclyl, heterocycloalkyl, C_{1-20} -alkylcarbonyl, C_{1-20} -alkenylcarbonyl, C_{1-20} -alkoxycarbonyl, halo- C_{1-20} -alkylcarbonyl, halo- C_{1-20} -alkoxycarbonyl, C_{1-20} -alkylthiocarbonyl, arylcarbonyl, heteroarylcarbonyl, aryloxy carbonyl, heteroaryloxy carbonyl, arylthiocarbonyl, heteroarylthiocarbonyl, C_{1-20} -alkanoyloxy, C_{1-20} -alkanoylthio, C_{1-20} -alkanoylamino, arylcarbonyloxy, arylcarbonylthio, C_{1-20} -alkylaminosulfonyl, C_{1-20} -alkylsulfonyl, arylsulfonyl, heteroarylsulfonyl, aryldiazinyl, C_{1-20} -alkylsulfonylamino, arylsulfonylamino, aryl- C_{1-20} -alkylsulfonylamino, C_{1-20} -alkylcarbonylamino, C_{2-20} -alkenylcarbonylamino, aryl- C_{1-20} -carbonylamino, aryl- C_{1-20} -alkylcarbonylamino, heteroarylcarbonylamino, heteroaryl- C_{1-20} -alkylcarbonylamino, C_{1-20} -alkylsulfonylamino, C_{2-20} -alkenylsulfonylamino, arylsulfonylamino, aryl- C_{1-20} -alkylsulfonylamino, heteroarylsulfonylamino, heteroaryl- C_{1-20} -alkylsulfonylamino, C_{1-20} -alkylaminocarbonylamino, C_{2-20} -alkenylaminocarbonylamino, arylaminocarbonylamino, aryl- C_{1-20} -alkylaminocarbonylamino, heteroarylaminocarbonylamino, heteroaryl- C_{1-20} -alkylaminocarbonylamino, and, in the case of heterocyclyl, oxo, and wherein the alkyl and alkenyl portions of —X- groups can be unsubstituted or substituted by one or more substituents, which substituents are selected from the groups consisting of C_{1-20} -alkyl, C_{2-20} -alkenyl, aryl, heteroaryl, heterocyclyl, aryl- C_{1-20} -alkyl, heteroaryl- C_{1-20} -alkyl, and heterocyclyl- C_{1-20} -alkyl, with the proviso that the aryl groups as described above are selected from the group consisting of phenyl, naphthyl, biphenyl, fluorenyl and indenyl, and with the further proviso that the heteroaryl groups as described above are selected from the group consisting of furyl, thienyl, pyridyl, quinolyl, isoquinolyl, indolyl, isoindolyl, triazolyl, pyrrolyl, tetrazolyl, imidazolyl, pyrazolyl, oxazolyl, thiazolyl, benzofuranyl, benzothiophenyl, carbazolyl, benzoxazolyl, pyrimidinyl, benzimidazolyl, quinoxalyl, benzothiazolyl, naphthyridinyl, isoxazolyl, isothiazolyl, purinyl and quinazolyl, and

with the further proviso that the heterocyclyl groups as described above are selected from fully saturated or partially unsaturated derivatives of the above mentioned heteroaryl groups, including pyrrolidinyl, tetrahydrofuranyl, morpholinyl, thiomorpholinyl, piperidinyl, piperazinyl, thiazolidinyl, imidazolidinyl or isothiazolidinyl.

- 5 7. A compound of claim 3 or 6 wherein R₁ is phenyl.
8. A compound of claim 1 or 6 wherein R₂ is H, C₁₋₂₀-alkyl, or C₁₋₂₀-alkylene-O-C₁₋₂₀-alkyl.
9. A pharmaceutical composition comprising a therapeutically effective amount of a compound of any of claims 1-8
10 and a pharmaceutically acceptable carrier.
10. Use of a compound of any of claims 1-8 for the preparation of a medicament for inducing cytokine biosynthesis.
11. Use of claim 10, wherein the cytokine is IFN-α.
12. Use of a compound of any of claims 1-8 for the preparation of a medicament for treating a viral disease.
13. Use of a compound of any of claims 1-8 for the preparation of a medicament for treating a neoplastic disease.

20

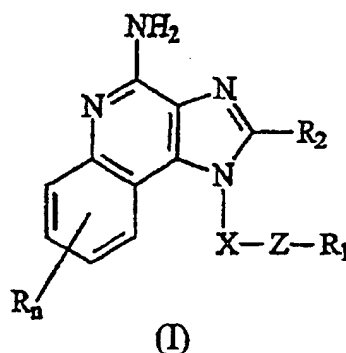
Patentansprüche

1. Verbindung der Formel (I):

25

30

35



40

worin:

X für -CHR₃-, -CHR₃-C₁₋₂₀-Alkylen- oder -CHR₃-C₂₋₂₀-Alkenylen- steht;
Z für -S-, -SO- oder -SO₂- steht;
R₁ aus der Gruppe bestehend aus

45

- C₁₋₂₀-Alkyl;
- Aryl;
- Heteroaryl;
- Heterocyclyl;
- C₂₋₂₀-Alkenyl;
- R₄-Aryl;
- R₄-Heteroaryl; und
- R₄-Heterocyclyl

55

ausgewählt ist;
R₂ aus der Gruppe bestehend aus

- Wasserstoff;

-C₁₋₂₀-Alkyl;
 -C₂₋₂₀-Alkenyl;
 -Aryl;
 -Heteroaryl;
 5 -Heterocyclyl;
 -C₁₋₂₀-Alkylen-Y-C₁₋₂₀-alkyl;
 -C₁₋₂₀-Alkylen-Y-C₂₋₂₀-alkenyl;
 -C₁₋₂₀-Alkylen-Y-aryl; und
 10 -C₁₋₂₀-Alkyl oder C₂₋₂₀-Alkenyl, das durch einen oder mehrere Substituenten aus der Gruppe bestehend
 aus

-OH,
 -Halogen,
 15 -N(R₃)₂,
 -CO-N(R₃)₂,
 -CO-C₁₋₁₀-Alkyl,
 -CO-O-C₁₋₁₀-Alkyl,
 -N₃,
 -Aryl,
 20 -Heteroaryl,
 -Heterocyclyl,
 -CO-Aryl; und
 -CO-Heteroaryl

25 substituiert ist,
 ausgewählt ist;

R₃ jeweils unabhängig voneinander für H oder C₁₋₁₀-Alkyl steht;

R₄ jeweils unabhängig voneinander für C₁₋₂₀-Alkylen oder C₂₋₂₀-Alkenylen steht;

30 Y jeweils unabhängig voneinander für -O- oder -S(O)₀₋₂- steht;

n für 0 bis 4 steht und

jedes vorhandene R unabhängig voneinander aus der Gruppe bestehend aus C₁₋₁₀-Alkyl, C₁₋₁₀-Alkoxy, Hydroxy, Halogen und Trifluormethyl ausgewählt ist;

35 oder ein pharmazeutisch verträgliches Salz davon,

wobei Aryl-, Heteroaryl- und Heterocyclylgruppen gegebenenfalls durch einen oder mehrere unabhängig voneinander aus der Gruppe bestehend aus C₁₋₂₀-Alkyl, C₁₋₂₀-Alkoxy, C₁₋₂₀-Alkylthio, Halogen-C₁₋₂₀-alkyl, Halogen-C₁₋₂₀-alkoxy, Halogen-C₁₋₂₀-alkylthio, Halogen, Nitro, Hydroxy, Mercapto, Cyano, Carboxy, Formyl, Aryl, Aryloxy, Arylthio, Aryl-C₁₋₂₀-alkoxy, Aryl-C₁₋₂₀-alkylthio, Heteroaryl, Heteroaryloxy, Heteroarylthio, Heteroaryl-C₁₋₂₀-alkoxy, Heteroaryl-C₁₋₂₀-alkylthio, Amino, C₁₋₂₀-Alkylamino, Di-C₁₋₂₀-alkylamino, Heterocyclyl, Heterocycloalkyl, C₁₋₂₀-Alkylcarbonyl, C₂₋₂₀-Alkenylcarbonyl, C₁₋₂₀-Alkoxycarbonyl, Halogen-C₁₋₂₀-alkylcarbonyl, Halogen-C₁₋₂₀-alkoxycarbonyl, C₁₋₂₀-Alkylthiocarbonyl, Arylcarbonyl, Heteroarylcarbonyl, Aryloxycarbonyl, Heteroarylalkoxycarbonyl, Arylthiocarbonyl, Heteroarylthiocarbonyl, C₁₋₂₀-Alkanoyloxy, C₁₋₂₀-Alkanoylthio, C₁₋₂₀-Alkanoylamino, Arylcarbonyloxy, Arylcarbonylthio, C₁₋₂₀-Alkylaminosulfonyl, C₁₋₂₀-Alkylsulfonyl, Arylsulfonyl, Heteroarylsulfonyl, Aryldiazinyl, C₁₋₂₀-Alkylsulfonylamino, Arylsulfonylamino, Aryl-C₁₋₂₀-alkylsulfonylamino, C₁₋₂₀-Alkylcarbonylamino, C₂₋₂₀-Alkenylcarbonylamino, Arylcarbonylamino, Aryl-C₁₋₂₀-alkylcarbonylamino, Heteroarylcarbonylamino, Heteroaryl-C₁₋₂₀-alkylcarbonylamino, C₁₋₂₀-Alkylsulfonylamino, C₂₋₂₀-Alkenylsulfonylamino, Arylsulfonylamino, Aryl-C₁₋₂₀-alkylsulfonylamino, Heteroarylsulfonylamino, Heteroaryl-C₁₋₂₀-alkylsulfonylamino, C₁₋₂₀-Alkylaminocarbonylamino, C₂₋₂₀-Alkenylaminocarbonylamino, Arylaminocarbonylamino, Aryl-C₁₋₂₀-alkylaminocarbonylamino, Heteroarylaminocarbonylamino, Heteroaryl-C₁₋₂₀-alkylcarbonylamino und, im Fall von Heterocyclyl, Oxo ausgewählte Substituenten substituiert sein können,

und wobei die Alkyl- und Alkenylteile von Gruppen -X- gegebenenfalls durch einen oder mehrere Substituenten aus der Gruppe bestehend aus C₁₋₂₀-Alkyl, C₂₋₂₀-Alkenyl, Aryl, Heteroaryl, Heterocyclyl, Aryl-C₁₋₂₀-alkyl, Heteroaryl-C₁₋₂₀-alkyl und Heterocyclyl-C₁₋₂₀-alkyl substituiert sind,

55 mit der Maßgabe, daß die oben beschriebenen Arylgruppen aus der Gruppe bestehend aus Phenyl, Naphthyl, Biphenyl, Fluorenyl und Indenyl ausgewählt sind, und

mit der weiteren Maßgabe, daß die oben beschriebenen Heteroarylgruppen aus der Gruppe bestehend aus Furyl, Thienyl, Pyridyl, Chinolinyl, Isochinolinyl, Indolyl, Isoindolyl, Triazolyl, Pyrrolyl, Tetrazolyl, Imidazolyl, Pyrazolyl,

EP 1 341 791 B1

Oxazolyl, Thiazolyl, Benzofuranyl, Benzothiophenyl, Carbazolyl, Benzoxazolyl, Pyrimidinyl, Benzimidazolyl, Chinoxaliny, Benzothiazolyl, Naphthyridinyl, Isoxazolyl, Isothiazolyl, Purinyl und Chinazoliny ausgewählt sind, und

mit der weiteren Maßgabe, daß die oben beschriebenen Heterocyclgruppen aus vollständig gesättigten oder teilweise ungesättigten Derivaten der oben aufgeführten Heteroarylgruppen einschließlich Pyrrolidinyl, Tetrahydrofuranyl, Morpholinyl, Thiomorpholinyl, Piperidinyl, Piperazinyl, Thiazolidinyl, Imidazolidinyl oder Isothiazolidinyl ausgewählt sind.

2. Verbindung nach Anspruch 1, in der Z für -S- oder -SO₂- steht.

3. Verbindung nach Anspruch 1, in der R₁ für -C₁₋₂₀-Alkyl, -Aryl oder Heteroaryl steht.

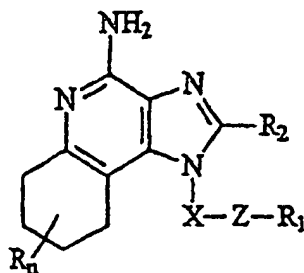
4. Verbindung nach Anspruch 1, in der X für -(CH₂)₂₋₆-steht.

5. Verbindung aus der Gruppe bestehend aus:

- 2-Butyl-1-[4-(phenylthio)butyl]-1*H*-imidazo[4,5-*c*]-chinolin-4-amin;
- 2-Butyl-1-[2-(phenylthio)ethyl]-6,7,8,9-tetrahydro-1*H*-imidazo[4,5-*c*]-chinolin-4-amin;
- 2-Butyl-1-[4-(phenylsulfonyl)butyl]-1*H*-imidazo[4,5-*c*]-chinolin-4-amin;
- 2-Butyl-1-[4-(methylthio)butyl]-1*H*-imidazo[4,5-*c*]-chinolin-4-amin;
- 2-Butyl-1-[4-(methylsulfonyl)butyl]-1*H*-imidazo[4,5-*c*]-chinolin-4-amin;
- 1-[2-(Phenylthio)ethyl]-1*H*-imidazo[4,5-*c*]-chinolin-4-amin;
- 1-[4-(Phenylsulfonyl)butyl]-1*H*-imidazo[4,5-*c*]-chinolin-4-amin;
- 1-[4-(Methylsulfonyl)butyl]-1*H*-imidazo[4,5-*c*]-chinolin-4-amin;
- 1-[4-(Phenylthio)butyl]-1*H*-imidazo[4,5-*c*]-chinolin-4-amin;
- 1-[4-(Methylthio)butyl]-1*H*-imidazo[4,5-*c*]-chinolin-4-amin;
- 2-Butyl-1-[5-(methylsulfonyl)pentyl]-1*H*-imidazo[4,5-*c*]-chinolin-4-amin;
- 2-Methyl-1-[5-(methylsulfonyl)pentyl]-1*H*-imidazo[4,5-*c*]-chinolin-4-amin;
- 2-Ethyl-1-[5-(methylsulfonyl)pentyl]-1*H*-imidazo[4,5-*c*]-chinolin-4-amin;
- 1-[5-(Methylsulfonyl)pentyl]-1*H*-imidazo[4,5-*c*]-chinolin-4-amin;
- 2-Hexyl-1-[5-(methylsulfonyl)pentyl]-1*H*-imidazo[4,5-*c*]-chinolin-4-amin;
- 2-(2-Methoxyethyl)-1-[5-(methylsulfonyl)pentyl]-1*H*-imidazo[4,5-*c*]-chinolin-4-amin;
- 2-Butyl-1-[5-(methylthio)pentyl]-1*H*-imidazo[4,5-*c*]-chinolin-4-amin;
- 2-Butyl-1-[5-(methylsulfinyl)pentyl]-1*H*-imidazo[4,5-*c*]-chinolin-4-amin;
- 2-Butyl-1-[3-(methylsulfonyl)propyl]-1*H*-imidazo[4,5-*c*]-chinolin-4-amin und
- 2-Butyl-1-[3-(phenylsulfonyl)propyl]-1*H*-imidazo[4,5-*c*]-chinolin-4-amin;

oder ein pharmazeutisch verträgliches Salz davon.

6. Verbindung der Formel (II)



(II)

worin:

EP 1 341 791 B1

X für $-\text{CHR}_3$ -, $-\text{CHR}_3\text{-C}_{1-20}\text{-Alkylen-}$ oder $-\text{CHR}_3\text{-C}_{2-20}\text{-Alkenylen-}$ steht;

Z für $-\text{S-}$, $-\text{SO-}$ oder $-\text{SO}_2\text{-}$ steht;

R_1 aus der Gruppe bestehend aus

- 5 $-\text{C}_{1-20}\text{-Alkyl}$;
 $-\text{Aryl}$;
 $-\text{Heteroaryl}$;
 $-\text{Heterocyclyl}$;
 $-\text{C}_{2-20}\text{-Alkenyl}$;
10 $-\text{R}_4\text{-Aryl}$;
 $-\text{R}_4\text{-Heteroaryl}$; und
 $-\text{R}_4\text{-Heterocyclyl}$

ausgewählt ist;

15 R_2 aus der Gruppe bestehend aus

- $-\text{Wasserstoff}$;
 $-\text{C}_{1-20}\text{-Alkyl}$;
 $-\text{C}_{2-20}\text{-Alkenyl}$;
20 $-\text{Aryl}$;
 $-\text{Heteroaryl}$;
 $-\text{Heterocyclyl}$;
 $-\text{C}_{1-20}\text{-Alkylen-Y-C}_{1-20}\text{-alkyl}$;
 $-\text{C}_{1-20}\text{-Alkylen-Y-C}_{2-20}\text{-alkenyl}$;
25 $-\text{C}_{1-20}\text{-Alkylen-Y-aryl}$; und
 $-\text{C}_{1-20}\text{-Alkyl}$ oder $\text{C}_{2-20}\text{-Alkenyl}$, das durch einen oder mehrere Substituenten aus der Gruppe bestehend
aus

- 30 $-\text{OH}$,
 $-\text{Halogen}$,
 $-\text{N}(\text{R}_3)_2$,
 $-\text{CO-N}(\text{R}_3)_2$,
 $-\text{CO-C}_{1-10}\text{-Alkyl}$,
 $-\text{CO-O-C}_{1-10}\text{-Alkyl}$,
35 $-\text{N}_3$,
 $-\text{Aryl}$,
 $-\text{Heteroaryl}$,
 $-\text{Heterocyclyl}$,
 $-\text{CO-Aryl}$; und
40 $-\text{CO-Heteroaryl}$

substituiert ist,

ausgewählt ist;

45 R_3 jeweils unabhängig voneinander für H oder $\text{C}_{1-10}\text{-Alkyl}$ steht;

R_4 jeweils unabhängig voneinander für $\text{C}_{1-20}\text{-Alkylen}$ oder $\text{C}_{2-20}\text{-Alkenylen}$ steht;

Y jeweils unabhängig voneinander für $-\text{O-}$ oder $-\text{S}(\text{O})_{0-2}\text{-}$ steht;

n für 0 bis 4 steht und

50 jedes vorhandene R unabhängig voneinander aus der Gruppe bestehend aus $\text{C}_{1-10}\text{-Alkyl}$, $\text{C}_{1-10}\text{-Alkoxy}$, Hydroxy, Halogen und Trifluomethyl ausgewählt ist;

oder ein pharmazeutisch verträgliches Salz davon,

wobei Aryl-, Heteroaryl- und Heterocyclylgruppen gegebenenfalls durch einen oder mehrere unabhängig voneinander aus der Gruppe bestehend aus $\text{C}_{1-20}\text{-Alkyl}$, $\text{C}_{1-20}\text{-Alkoxy}$, $\text{C}_{1-20}\text{-Alkylthio}$, Halogen- $\text{C}_{1-20}\text{-alkyl}$, Halogen- $\text{C}_{1-20}\text{-alkoxy}$, Halogen- $\text{C}_{1-20}\text{-alkylthio}$, Halogen, Nitro, Hydroxy, Mercapto, Cyano, Carboxy, Formyl, Aryl, Aryloxy, Arylthio, Aryl- $\text{C}_{1-20}\text{-alkoxy}$, Aryl- $\text{C}_{1-20}\text{-alkylthio}$, Heteroaryl, Heteroaryloxy, Heteroarylthio, Heteroaryl- $\text{C}_{1-20}\text{-alkoxy}$, Heteroaryl- $\text{C}_{1-20}\text{-alkylthio}$, Amino, $\text{C}_{1-20}\text{-Alkylamino}$, Di- $\text{C}_{1-20}\text{-alkylamino}$, Heterocyclyl, Heterocycloalkyl, $\text{C}_{1-20}\text{-Alkylcarbonyl}$, $\text{C}_{2-20}\text{-Alkenylcarbonyl}$, $\text{C}_{1-20}\text{-Alkoxycarbonyl}$, Halogen- $\text{C}_{1-20}\text{-alkylcarbonyl}$, Halogen- $\text{C}_{1-20}\text{-$

alkoxycarbonyl, C₁₋₂₀-Alkylthiocarbonyl, Arylcarbonyl, Heteroarylcarbonyl, Aryloxycarbonyl, Heteroaryloxycarbonyl, Arylthiocarbonyl, Heteroarylthiocarbonyl, C₁₋₂₀-Alkanoyloxy, C₁₋₂₀-Alkanoylthio, C₁₋₂₀-Alkanoylamino, Arylcarbonyloxy, Arylcarbonylthio, C₁₋₂₀-Alkylaminosulfonyl, C₁₋₂₀-Alkylsulfonyl, Arylsulfonyl, Heteroarylsulfonyl, Aryldiazinyl, C₁₋₂₀-Alkylsulfonylamino, Arylsulfonylamino, Aryl-C₁₋₂₀-alkylsulfonylamino, C₁₋₂₀-Alkylcarbonylamino, C₂₋₂₀-Alkenylcarbonylamino, Arylcarbonylamino, Aryl-C₁₋₂₀-alkylcarbonylamino, Heteroarylcarbonylamino, Heteroaryl-C₁₋₂₀-alkylcarbonylamino, C₁₋₂₀-Alkylsulfonylamino, C₂₋₂₀-Alkenylsulfonylamino, Arylsulfonylamino, Aryl-C₁₋₂₀-alkylsulfonylamino, Heteroarylsulfonylamino, Heteroaryl-C₁₋₂₀-alkylsulfonylamino, C₁₋₂₀-Alkylaminocarbonylamino, C₂₋₂₀-Alkenylaminocarbonylamino, Arylaminocarbonylamino, Aryl-C₁₋₂₀-alkylaminocarbonylamino, Heteroarylaminocarbonylamino, Heteroaryl-C₁₋₂₀-alkylcarbonylamino und, im Fall von Heterocycl, Oxo ausgewählte Substituenten substituiert sein können, und wobei die Alkyl- und Alkenylteile von Gruppen -X- gegebenenfalls durch einen oder mehrere Substituenten aus der Gruppe bestehend aus C₁₋₂₀-Alkyl, C₂₋₂₀-Alkenyl, Aryl, Heteroaryl, Heterocycl, Aryl-C₁₋₂₀-alkyl, Heteroaryl-C₁₋₂₀-alkyl und Heterocycl-C₁₋₂₀-alkyl substituiert sind, mit der Maßgabe, daß die oben beschriebenen Arylgruppen aus der Gruppe bestehend aus Phenyl, Naphthyl, Biphenyl, Fluorenyl und Indenyl ausgewählt sind, mit der weiteren Maßgabe, daß die oben beschriebenen Heteroarylgruppen aus der Gruppe bestehend aus Furyl, Thienyl, Pyridyl, Chinoliny, Isochinoliny, Indolyl, Isoindolyl, Triazolyl, Pyrrolyl, Tetrazolyl, Imidazolyl, Pyrazolyl, Oxazolyl, Thiazolyl, Benzofuranyl, Benzothiophenyl, Carbazolyl, Benzoxazolyl, Pyrimidinyl, Benzimidazolyl, Chinoxaliny, Benzothiazolyl, Naphthyridinyl, Isoxazolyl, Isothiazolyl, Purinyl und Chinazoliny ausgewählt sind, und mit der weiteren Maßgabe, daß die oben beschriebenen Heterocyclgruppen aus vollständig gesättigten oder teilweise ungesättigten Derivaten der oben aufgeführten Heteroarylgruppen einschließlich Pyrrolidinyl, Tetrahydrofuranyl, Morpholiny, Thiomorpholiny, Piperidinyl, Piperazinyl, Thiazolidinyl, Imidazolidinyl oder Isothiazolidinyl ausgewählt sind.

7. Verbindung nach Anspruch 3 oder 6, in der R₁ für Phenyl steht.
8. Verbindung nach Anspruch 1 oder 6, in der R₂ für H, C₁₋₂₀-Alkyl oder -C₁₋₂₀-Alkyl-O-C₁₋₂₀-alkyl steht.
9. Pharmazeutische Zusammensetzung, die eine therapeutisch wirksame Menge einer Verbindung nach einem der Ansprüche 1 bis 8 und einen pharmazeutisch verträglichen Träger enthält.
10. Verwendung einer Verbindung nach einem der Ansprüche 1 bis 8 zur Herstellung eines Arzneimittels zur Induktion der Cytokin-Biosynthese.
11. Verwendung nach Anspruch 10, bei der es sich bei dem Cytokin um IFN- α handelt.
12. Verwendung einer Verbindung nach einem der Ansprüche 1 bis 8 zur Herstellung eines Arzneimittels zur Behandlung einer Virusinfektion.
13. Verwendung einer Verbindung nach einem der Ansprüche 1 bis 8 zur Herstellung eines Arzneimittels zur Behandlung einer neoplastischen Erkrankung.

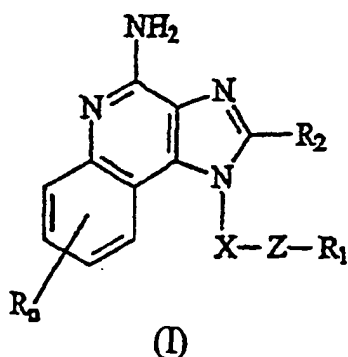
Revendications

1. Composé de formule (I):

5

10

15



dans laquelle :

20

X est $-\text{CHR}_3-$, $-\text{CHR}_3-\text{C}_{1-20}$ -alkylène- ou $-\text{CHR}_3-\text{C}_{2-20}$ -alcénylène- ;

Z est $-\text{S}-$, $-\text{SO}-$ ou $-\text{SO}_2-$;

R_1 est choisi dans le groupe constitué de :

25

$-\text{C}_{1-20}$ -alkyle ;

-aryle ;

-hétéroaryle ;

-hétérocyclyle ;

$-\text{C}_{2-20}$ -alcényle ;

$-\text{R}_4$ -aryle ;

$-\text{R}_4$ -hétéroaryle ; et

30

$-\text{R}_4$ -hétérocyclyle ;

R_2 est choisi dans le groupe constitué de :

35

-hydrogène ;

$-\text{C}_{1-20}$ -alkyle ;

$-\text{C}_{2-20}$ -alcényle ;

-aryle ;

-hétéroaryle ;

-hétérocyclyle ;

40

$-\text{C}_{1-20}$ -alkylène- $\text{Y}-\text{C}_{1-20}$ -alkyle ;

$-\text{C}_{1-20}$ -alkylène- $\text{Y}-\text{C}_{2-20}$ -alcényle ;

$-\text{C}_{1-20}$ -alkylène- Y -aryle ; et

$-\text{C}_{1-20}$ -alkyle ou C_{2-20} -alcényle, substitué par un ou plusieurs substituants choisis dans le groupe constitué de :

45

$-\text{OH}$;

-halogène ;

$-\text{N}(\text{R}_3)_2$;

$-\text{CO}-\text{N}(\text{R}_3)_2$;

50

$-\text{CO}-\text{C}_{1-10}$ -alkyle ;

$-\text{CO}-\text{O}-\text{C}_{1-10}$ -alkyle ;

$-\text{N}_3$;

-aryle ;

-hétéroaryle ;

55

-hétérocyclyle ;

$-\text{CO}$ -aryle ; et

$-\text{CO}$ -hétéroaryle ;

chaque R_3 est indépendamment H ou C_{1-10} -alkyle ;
 chaque R_4 est indépendamment C_{1-20} -alkylène ou C_{2-20} -alcénylène ;
 chaque Y est indépendamment -O- ou -S(O)₀₋₂- ;
 n est 0 à 4 ; et

5 chaque R présent est choisi indépendamment dans le groupe constitué de C_{1-10} -alkyle, C_{1-10} -alcoxy, hydroxy, halogène ou trifluorométhyle ;

ou un sel pharmaceutiquement acceptable de celui-ci où les groupements aryle, hétéroaryle et hétérocyclyle peuvent être non substitués ou substitués par un ou plusieurs substituants choisis indépendamment dans le groupe
 10 constitué de C_{1-20} -alkyle, C_{1-20} -alcoxy, C_{1-20} -alkylthio, halogéno- C_{1-20} -alkyle, halogéno- C_{1-20} -alcoxy, halogéno- C_{1-20} -alkylthio, halogène, nitro, hydroxy, mercapto, cyano, carboxy, formyle, aryle, aryloxy, arylthio, aryl- C_{1-20} -alcoxy, aryl- C_{1-20} -alkylthio, hétéroaryle, hétéroaryloxy, hétéroarylthio, hétéroaryl- C_{1-20} -alcoxy, hétéroaryl- C_{1-20} -alkylthio, amino, C_{1-20} -alkylamino, di- C_{1-20} -alkylamino, hétérocyclyle, hétérocycloalkyle, C_{1-20} -alkylcarbonyle, C_{2-20} -alcénylcarbonyle, C_{1-20} -alcoycarbonyle, halogéno- C_{1-20} -alkylcarbonyle, halogéno- C_{1-20} -alcoycarbonyle,
 15 C_{1-20} -alkylthiocarbonyle, arylcarbonyle, hétéroarylcarbonyle, aryloxycarbonyle, hétéroaryloxycarbonyle, arylthiocarbonyle, hétéroarylthiocarbonyle, C_{1-20} -alcanoyloxy, C_{1-20} -alcanoylthio, C_{1-20} -alcanoylamino, arylcarbonyloxy, arylcarbonylthio, C_{1-20} -alkylaminosulfonyle, C_{1-20} -alkylsulfonyle, arylsulfonyle, hétéroarylsulfonyle, aryl-diazinyle, C_{1-20} -alkylsulfonylamino, arylsulfonylamino, aryl- C_{1-20} -alkylsulfonylamino, C_{1-20} -alkylcarbonylamino, C_{2-20} -alcénylcarbonylamino, arylcarbonylamino, aryl- C_{1-20} -alkylcarbonylamino, hétéroarylcarbonylamino, hétéroaryl- C_{1-20} -alkylcarbonylamino, C_{1-20} -alkylsulfonylamino, C_{2-20} -alcénylsulfonylamino, arylsulfonylamino, aryl- C_{1-20} -alkylsulfonylamino, hétéroarylsulfonylamino, hétéroaryl- C_{1-20} -alkylsulfonylamino, C_{1-20} -alkylaminocarbonylamino, C_{2-20} -alcénylaminocarbonylamino, arylaminocarbonylamino, aryl- C_{1-20} -alkylaminocarbonylamino, hétéroarylaminocarbonylamino, hétéroaryl- C_{1-20} -alkylcarbonylamino et, dans le cas de l'hétérocyclyle, de l'oxo, et où les portions alkyle et alcényle de groupements -X- peuvent être non substitués ou substitués par un ou plusieurs substituants,
 25 lesquels substituants sont choisis dans les groupes constitués de C_{1-20} -alkyle, C_{2-20} -alcényle, aryle, hétéroaryle, hétérocyclyle, aryl- C_{1-20} -alkyle, hétéroaryl- C_{1-20} -alkyle et hétérocyclyl- C_{1-20} -alkyle,

à la condition que les groupements aryle tels que décrits ci-dessus soient choisis dans le groupe constitué du phényle, naphthyle, biphényle, fluorényle et indényle, et

à la condition encore que les groupements hétéroaryle tels que décrits ci-dessus soient choisis dans le groupe
 30 constitué du furyle, thiényle, pyridyle, quinoléinyle, isoquinoléinyle, indolye, isoindolye, triazolyle, pyrrolyle, tétrazolyle, imidazolyle, pyrazolyle, oxazolyle, thiazolyle, benzofuranyle, benzothiophényle, carbazolyle, benzoxazolyle, pyrimidinyle, benzimidazolyle, quinoxalinye, benzothiazolyle, naphthyridinyle, isoxazolyle, isothiazolyle, purinyle et quinazolinye, et

à la condition encore que les groupements hétérocyclyle tels que décrits ci-dessus soient choisis parmi les dérivés
 35 totalement saturés ou partiellement insaturés des groupements hétéroaryle mentionnés ci-dessus dont pyrrolidinyle, tétrahydrofuranyle, morpholinyle, thiomorpholinyle, pipéridinyle, pipérazinyle, thiazolidinyle, imidazolidinyle ou isothiazolidinyle.

2. Composé selon la revendication 1, caractérisé en ce que Z est -S- ou -SO₂-.

3. Composé selon la revendication 1, caractérisé en ce que R_1 est C_{1-20} -alkyle, -aryle ou hétéroaryle.

4. Composé selon la revendication 1, caractérisé en ce que X est -(CH₂)₂₋₆-.

5. Composé choisi dans le groupe constitué de :

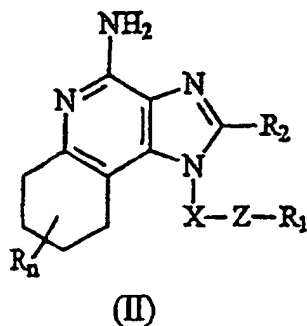
2-butyl-1-[4-(phénylthio)butyl]-1H-imidazo[4,5-c]quinoléin-4-amine ;
 2-butyl-1-[2-(phénylthio)éthyl]-6,7,8,9-tétrahydro-1H-imidazo[4,5-c]quinoléin-4-amine ;
 2-butyl-1-[4-(phénylsulfonyl)butyl]-1H-imidazo[4,5-c]quinoléin-4-amine ;
 50 2-butyl-1-[4-(méthylthio)butyl]-1H-imidazo[4,5-c]quinoléin-4-amine ;
 2-butyl-1-[4-(méthylsulfonyl)butyl]-1H-imidazo[4,5-c]quinoléin-4-amine ;
 1-[2-(phénylthio)éthyl]-1H-imidazo[4,5-c]quinoléin-4-amine ;
 1-[4-(phénylsulfonyl)butyl]-1H-imidazo[4,5-c]quinoléin-4-amine ;
 1-[4-(méthylsulfonyl)butyl]-1H-imidazo[4,5-c]quinoléin-4-amine ;
 55 1-[4-(phénylthio)butyl]-1H-imidazo[4,5-c]quinoléin-4-amine ;
 1-[4-(méthylthio)butyl]-1H-imidazo[4,5-c]quinoléin-4-amine ;
 2-butyl-1-[5-(méthylsulfonyl)pentyl]-1H-imidazo[4,5-c]quinoléin-4-amine ;
 2-méthyl-1-[5-(méthylsulfonyl)pentyl]-1H-imidazo[4,5-c]quinoléin-4-amine ;

EP 1 341 791 B1

2-éthyl-1-[5-(méthylsulfonyl)pentyl]-1*H*-imidazo[4,5-*c*]quinoléin-4-amine ;
 1-[5-(méthylsulfonyl)pentyl]-1*H*-imidazo[4,5-*c*]quinoléin-4-amine ;
 2-hexyl-1-[5-(méthylsulfonyl)pentyl]-1*H*-imidazo[4,5-*c*]quinoléin-4-amine ;
 2-(2-méthoxyéthyl)-1-[5-(méthylsulfonyl)pentyl]-1*H*-imidazo[4,5-*c*]quinoléin-4-amine ;
 2-butyl-1-[5-(méthylthio)pentyl]-1*H*-imidazo[4,5-*c*]quinoléin-4-amine ;
 2-butyl-1-[5-(méthylsulfinyl)pentyl]-1*H*-imidazo[4,5-*c*]quinoléin-4-amine ;
 2-butyl-1-[3-(méthylsulfonyl)propyl]-1*H*-imidazo[4,5-*c*]quinoléin-4-amine, et
 2-butyl-1-[3-(phénylsulfonyl)propyl]-1*H*-imidazo[4,5-*c*]quinoléin-4-amine ;

ou un sel pharmaceutiquement acceptable de celui-ci.

6. Composé de formule (II)



dans laquelle :

X est -CHR₃-, -CHR₃-C₁₋₂₀-alkylène- ou -CHR₃-C₂₋₂₀-alcénylène- ;

Z est -S-, -SO- ou -SO₂- ;

R₁ est choisi dans le groupe constitué de :

- C₁₋₂₀-alkyle ;
- aryle ;
- hétéroaryle ;
- hétérocyclyle ;
- C₂₋₂₀-alcényle ;
- R₄-aryle ;
- R₄-hétéroaryle ; et
- R₄-hétérocyclyle ;

R₂ est choisi dans le groupe constitué de :

- hydrogène ;
- C₁₋₂₀-alkyle ;
- C₂₋₂₀-alcényle ;
- aryle ;
- hétéroaryle ;
- hétérocyclyle ;
- C₁₋₂₀-alkylène-Y-C₁₋₂₀-alkyle ;
- C₁₋₂₀-alkylène-Y-C₂₋₂₀-alcényle ;
- C₁₋₂₀-alkylène-Y-aryle ; et
- C₁₋₂₀-alkyle ou C₂₋₂₀-alcényle, substitué par un ou plusieurs substituants choisis dans le groupe constitué de :

-OH ;

- halogène ;
- N(R₃)₂ ;
- CO-N(R₃)₂ ;
- CO-C₁₋₁₀-alkyle ;
- 5 -CO-O-C₁₋₁₀-alkyle ;
- N₃ ;
- aryle ;
- hétéroaryle ;
- hétérocyclyle ;
- 10 -CO-aryle ; et
- CO-hétéroaryle ;

chaque R₃ est indépendamment H ou C₁₋₁₀-alkyle ;
 chaque R₄ est indépendamment C₁₋₂₀-alkylène ou C₂₋₂₀-alcénylène ;
 15 chaque Y est indépendamment -O- ou -S(O)₀₋₂- ;
 n est 0 à 4, et
 chaque R présent est choisi indépendamment dans le groupe constitué de C₁₋₁₀-alkyle, C₁₋₁₀-alcoxy, hydroxy, halogène et trifluorométhyle ;

20 ou un sel pharmaceutiquement acceptable de celui-ci ; où les groupements aryle, hétéroaryle et hétérocyclyle peuvent être non substitués ou substitués par un ou plusieurs substituants choisis indépendamment dans le groupe constitué de C₁₋₂₀-alkyle, C₁₋₂₀-alcoxy, C₁₋₂₀-alkylthio, halogéno-C₁₋₂₀-alkyle, halogéno-C₁₋₂₀-alcoxy, halogéno-C₁₋₂₀-alkylthio, halogène, nitro, hydroxy, mercapto, cyano, carboxy, formyle, aryle, aryloxy, arylthio, aryl-C₁₋₂₀-alcoxy, aryl-C₁₋₂₀-alkylthio, hétéroaryloxy, hétéroarylthio, hétéroaryl-C₁₋₂₀-alcoxy, hétéroaryl-C₁₋₂₀-alkylthio, amino, C₁₋₂₀-alkylamino, di-C₁₋₂₀-alkylamino, hétérocyclyle, hétérocycloalkyle, C₁₋₂₀-alkylcarbonyle, C₂₋₂₀-alcénylcarbonyle, C₁₋₂₀-alcoxycarbonyle, halogéno-C₁₋₂₀-alkylcarbonyle, halogéno-C₁₋₂₀-alcoxycarbonyle, C₁₋₂₀-alkylthiocarbonyle, arylcarbonyle, hétéroarylcarbonyle, aryloxycarbonyle, hétéroaryloxycarbonyle, arylthiocarbonyle, hétéroarylthiocarbonyle, C₁₋₂₀-alcanoyloxy, C₁₋₂₀-alcanoylthio, C₁₋₂₀-alcanoylamino, arylcarbonyloxy, arylcarbonylthio, C₁₋₂₀-alkylaminosulfonyle, C₁₋₂₀-alkylsulfonyle, arylsulfonyle, hétéroarylsulfonyle, aryl-diazinyle, C₁₋₂₀-alkylsulfonylamino, arylsulfonylamino, aryl-C₁₋₂₀-alkylsulfonylamino, C₁₋₂₀-alkylcarbonylamino, C₂₋₂₀-alcénylcarbonylamino, arylcarbonylamino, aryl-C₁₋₂₀-alkylcarbonylamino, hétéroarylcarbonylamino, hétéroaryl-C₁₋₂₀-alkylcarbonylamino, C₁₋₂₀-alkylsulfonylamino, C₂₋₂₀-alcénylsulfonylamino, arylsulfonylamino, aryl-C₁₋₂₀-alkylsulfonylamino, hétéroaryl-C₁₋₂₀-alkylsulfonylamino, C₁₋₂₀-alkylaminocarbonylamino, C₂₋₂₀-alcénylaminocarbonylamino, arylaminocarbonylamino, aryl-C₁₋₂₀-alkylaminocarbonylamino, hétéroarylaminocarbonylamino, hétéroaryl-C₁₋₂₀-alkylcarbonylamino et, dans le cas de l'hétérocyclyle, de l'oxo, et où les portions alkyle et alcényle de groupements -X- peuvent être non substituées ou substituées par un ou plusieurs substituants, lesquels substituants sont choisis dans les groupes constitués de C₁₋₂₀-alkyle, C₂₋₂₀-alcényle, aryle, hétéroaryle, hétérocyclyle, aryl -C₁₋₂₀-alkyle, hétéroaryl-C₁₋₂₀-alkyle et hétérocyclyl-C₁₋₂₀-alkyle, à la condition que les groupements aryle tels que décrits ci-dessus soient choisis dans le groupe constitué de phényle, naphyle, biphényle, fluorényle et indényle, et à la condition encore que les groupements hétéroaryle tels que décrits ci-dessus soient choisis dans le groupe constitué de furyle, thiényle, pyridyle, quinoléinyle, isoquinoléinyle, indolyle, isoindolyle, triazolyle, pyrrolyle, tétrazolyle, imidazolyle, pyrazolyle, oxazolyle, thiazolyle, benzofuranyle, benzothiophényle, carbazolyle, benzoxazolyle, pyrimidinyle, benzimidazolyle, quinoxalyle, benzothiazolyle, naphtrydinyle, isoxazolyle, isothiazolyle, purinyle et quinazolinyne, et à la condition encore que les groupements hétérocyclyle tels que décrits ci-dessus soient choisis parmi les dérivés totalement saturés ou partiellement insaturés des groupements hétéroaryle mentionnés ci-dessus dont pyrrolidinyle, tétrahydrofuranyle, morpholinyle, thiomorpholinyle, pipéridinyle, pipérazinyle, thiazolidinyle, imidazolidinyle ou isothiazolidinyle.

7. Composé selon la revendication 3 ou 6, **caractérisé en ce que** R₁ est phényle.
8. Composé selon la revendication 1 ou 6, **caractérisé en ce que** R₂ est H, C₁₋₂₀-alkyle ou -C₁₋₂₀-alkylène-O-C₁₋₂₀-alkyle.
9. Composition pharmaceutique comprenant une quantité thérapeutiquement efficace d'un composé selon l'une quelconque des revendications 1 à 8 et un support pharmaceutiquement acceptable.

EP 1 341 791 B1

10. Utilisation d'un composé selon l'une quelconque des revendications 1 à 8 pour la préparation d'un médicament destiné à l'induction de la biosynthèse de cytokines.

5

11. Utilisation selon la revendication 10, **caractérisée en ce que** la cytokine est l'IFN- α .

12. Utilisation d'un composé selon l'une quelconque des revendications 1 à 8 pour la préparation d'un médicament destiné au traitement d'une maladie virale.

10

13. Utilisation d'un composé selon l'une quelconque des revendications 1 à 8 pour la préparation d'un médicament destiné au traitement d'une maladie néoplasique.

15

20

25

30

35

40

45

50

55